

Happy Holidays to One and All!

BOYS' LIFE

For
All
Boys

DECEMBER 1989

\$1.50



Blow Away YOUR COMPETITION

Zoomer™



Now, get behind the wheel or in the cockpit, 2 auto-fires, slow motion.

Licensed by Nintendo for play with
Nintendo
ENTERTAINMENT SYSTEM

Zinger®



Dual auto-fire, left and right hand play.

ULTIMATE™
superstick



Micro-switch control, dual auto-fire, slow-motion, left and right hand play, 4 LED lights.

Licensed by Nintendo for play with
Nintendo
ENTERTAINMENT SYSTEM

JAZZ STICK™



Micro-switch control, 2 auto-fires, 2 LED lights.

Licensed by Nintendo for play with
Nintendo
ENTERTAINMENT SYSTEM

JOYSTICKS BY Beeshu™

Available in Better Video Game Stores Across America!

Player's Seal of Approval



The U.S. National Video Game Team has endorsed this product in recognition of its superior play value.

HOT STUFF®

Auto-fire, left and right hand play.



WIRELESS



REMOTE ULTIMATE™
superstick

All the features of our standard Ultimate plus 2 players and **NO WIRES!!**

Licensed by Nintendo for play with
Nintendo
ENTERTAINMENT SYSTEM

Joysticks are available for Entertainment Systems by Nintendo of America, Sega of America, Atari Corporation, and Commodore Business Machines.

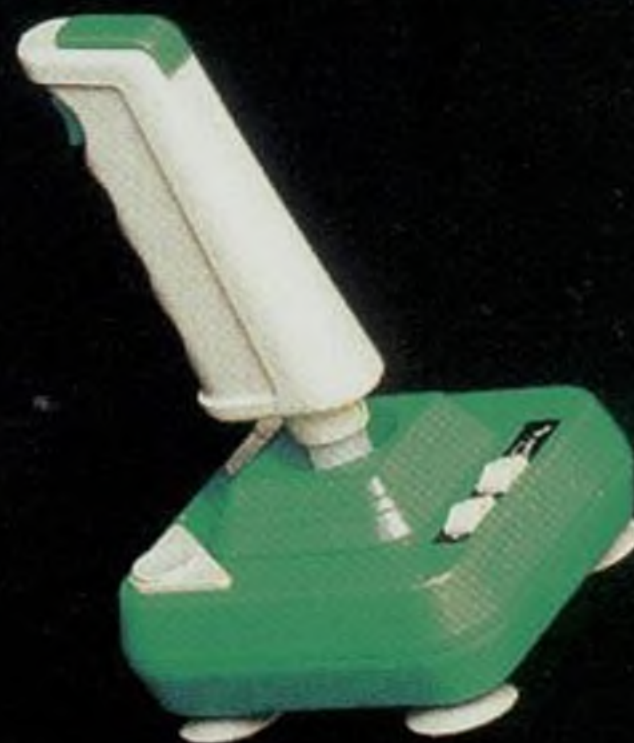
Also available for Turbo GrafX 16.

For Ultimate Arcade Excitement at Home, look for Video Game Accessories by

Beeshu Inc.™

Send \$2.00 for your Catalog to: 101 Wilton Ave., Dept. 45
Middlesex, N.J. 08846 • (201) 968-6868
VISIT YOUR RETAILER OR CALL
1-800-999-4470 FOR VISA/MC ORDERS

VIPER™



Micro-switch control, 2 auto-fires.

Nintendo is a registered trademark of Nintendo of America Inc.

© 1988

Copyrighted material

BOYS' LIFE

CONTENTS

DECEMBER 1989

ARTICLES

6 FIGHTING THE UNACCEPTABLES

The battles are far from over, but already we have some victories on our side. BY BEN H. LOVE

22 HOOT!

Soaring off mountainsides is simply another day's work for Eagle Scout Hoot Maynard. BY W. E. BUTTERWORTH IV

26 THE BEAVER: NATURE'S ENGINEER

These skillful dam builders are making a comeback. BY GEORGE LAYCOCK

30 ZOOM

At the National Model Airplane Championships, speedy planes loop, dive—and sometimes crash. BY JEFF CSATARI

34 JAMBOREE '89: MOMENTS TO REMEMBER

For 33,000 Scouts and leaders, a visit from President Bush was the highlight. BY JON C. HALTER

36 'DOUBLE DARE': TV'S SLOPPIEST SHOW

Want to get slimed? Then join in the fun—and mess—of TV's game show for kids. BY WALTER ROESSING

43 MIKE SINGLETARY: FEELING THE JOY OF FOOTBALL

Meet "Mr. Intensity." He has twice been named the NFL's top defensive player. BY HAL HIGDON

46 AVALANCHE DOGS TO THE RESCUE

If you ever get buried in snow, pray that one of these supersniffers is nearby. BY RICHARD M. ROMNEY

FICTION

40 CHRISTOPHER'S CRUMMY CHRISTMAS

For most kids, it was the best day of the year. But for one, it was the worst. BY KRISTINE KATHRYN RUSCH

50 THE CASE OF BLACK JACK'S TREASURE

The neighborhood kids were promised riches for only \$5 a share. Ace detective Encyclopedia Brown does not buy it—but can he uncover the con? BY DONALD J. SOBOL



page 22



page 43



page 50



SPECIAL FEATURES

- 66 Build It From a Branch
- 66 Cold-Weather Auto Kit
- 67 Make a Display Box
- 72 Pocketknife Know-How
- 73 Build a Desk Set
- 76 Carve Your Catch
- 79 Kite Keeper
- 80 Collecting Paper Money

COMICS

- 60 Pee Wee Harris
- 61 The Pedro Patrol
- 62 Bible Stories
- 62 The Tracy Twins
- 63 Scouts in Action
- 64 Dinosaurs

COLUMNS

- 4 Hitchin' Rack
- 8 History
- 10 Readers' Page
- 10 Nature
- 12 Health
- 14 Outdoors
- 16 Hobby Hows
- 17 Scouting Around
- 18 Safety
- 19 Magic
- 20 Fishing
- 21 Pets
- 74 Puzzle Corner
- 78 Stamps & Coins
- 81 Think & Grin

FOR SCOUTS AND CUB SCOUTS

- 53 Webelos Woody
- 54 Dink and Duff
- 56 Tiger Cubs
- 58 Survive With What You Have
- 65 Advancement News for Webelos

On our cover: In the joyful spirit of this holiday season, artist John Huehnergath, once a Scout himself, captures the fun and festivities with pen and ink and watercolors on illustration board.

BOYS' LIFE (ISSN 0006-8608) is published monthly by the Boy Scouts of America, 1325 Walnut Hill Lane, P.O. Box 152079, Irving, TX 75015-2079. \$1.50 a copy, \$13.20 a year. Outside the United States, add \$5.00 per year for postage. Special rates to members of the Boy Scouts of America through local council offices. Second-class postage paid at Irving, TX, and at additional mailing offices (PM 132-25 section g), accepted for special postage provided for in 1103. Act of October 1917, June 13, 1938, November 1958, Volume LXXIX, No. 12 © 1989 by the Boy Scouts of America. All rights thereunder reserved; anything appearing in Boys' Life may not be reprinted either wholly or in part without permission. Braille edition available through Volunteer Services for the Blind, 919 Walnut Street, Philadelphia, PA 19107. Send stamped, self-addressed envelope with unsolicited manuscripts, photos, illustrations. Boys' Life will not be responsible for manuscripts, photos, and illustrations in its office or in transit. **Postmaster:** Send address changes to Boys' Life, 1325 Walnut Hill Lane, P.O. Box 152079, Irving, TX 75015-2079. **ADDRESS CHANGE OR MISSED COPIES:** Notify Boys' Life Magazine, 1325 Walnut Hill Lane, P.O. Box 152079, Irving, TX 75015-2079. Send label from old copy, or give name and address. For change of address give both old and new address.

BOYS' LIFE

Published by the Boy Scouts of America

PUBLISHER OF MAGAZINES:
J. Warren Young

ASSOCIATE PUBLISHER:
Robert F. Limacher

EDITOR-IN-CHIEF:
William B. McMorris
DIRECTOR OF DESIGN:
Joseph P. Connolly
MANAGING EDITOR:
Scott Stuckey

COPY CHIEF:
Kathy Villm DaGroomes
SPECIAL FEATURES:
Jeffrey J. Csatari

PHOTOGRAPHS:
Brian Payne
REGULAR FEATURES:
W. E. Butterworth IV
SENIOR WRITER:
Jon C. Halter

ART DIRECTOR:
Elizabeth Hardaway Morgan
ASSISTANT TO THE EDITOR:
Estelle Rutherford
EDITORIAL/PRODUCTION ASSISTANT:
Bella Freedman

PHOTO ASSISTANT:
Diane T. Leicht
EDITOR EMERITUS:
Robert E. Hood


PRODUCTION MANAGER:
James O. Boyll
MANAGER, ADVERTISING PRODUCTION:
Gene Allendorf
MANAGER, ADVERTISING SERVICES:
Lisa Hoff

NATIONAL SALES MANAGER:
Chuck Carroll
NATIONAL MARKETING MANAGER:
Leigh W. Novog
ASSISTANT TO NATIONAL MARKETING MANAGER:
Lillian Mussel
CIRCULATION DIRECTOR:
William F. Downs
ASSISTANT TO PUBLISHER/SUBSCRIPTION DIRECTOR:
Mike Wallace
FULFILLMENT DIRECTOR:
Margie L. Bolton

HONORARY PRESIDENT:
George Bush
PRESIDENT:
Harold S. Hook
CHIEF SCOUT EXECUTIVE:
Ben H. Love
NATIONAL DIRECTOR OF ADMINISTRATION/CHIEF FINANCIAL OFFICER:
Joseph L. Anglim
MAGAZINES ADVISORY COMMITTEE:
James B. Kobak, Chairman
Louis T. Hagopian
Charles J. Hamm
Joseph W. Ostraw

ADVERTISING OFFICES—NEW YORK CITY: Chuck Carroll, 271 Madison Ave., 10016, (212) 532-0985; **CHICAGO:** William Norton, 230 N. Michigan Ave., 60601, (312) 782-6950; **LOS ANGELES:** Gene Brasset, The Brasset Company, 5150 Wilshire Blvd., 90036, (213) 934-8502; **NORCROSS, GA:** Herb Schmitt, Herb Schmitt & Co., 4001 Wetherburn Way, 30092, (404) 441-0946.

Hitchin' Rack



Pedro, the Boys' Life mailburro, can't type fast enough to answer all your letters, but if you have something to say about Boys' Life, Pedro will try to print it in this column. Write

to Hitchin' Rack, Boys' Life magazine, 1325 Walnut Hill Lane, P.O. Box 152079, Irving, TX 75015-2079. Be sure to include your full name and address.

Dear Pedro,
How about an article on radio-control airplanes? I would like it to be as big as the one you had on r/c cars last December. . . . Steve Smith, Ellsworth AFB, S.D.

We sent a reporter to the biggest r/c plane race in the country. His article starts on page 30. **UU**

Dear Marvelous Mailburro,
I was wondering how I can get on the TV game show, "Double Dare." Can you tell me? . . . Bryan Campbell, North Greenbush, N.Y.


Sure. Turn to page 36. **UU**

Dear Mr. Pedro,
Would you please interview Tatu of the Dallas Sidekicks? . . . Chris Bailey, Carrollton, Tex.

We've finished the interview, Chris. Watch for the article next month. **UU**

Dear Pedro,
When I went to a Webelos Woods event, there was a man there who found three ticks on him. I would like to know how to

Scouts give Pedro a bearskin rug.



REAMER KELLER

keep ticks off of me. . . . Jon Eyre, Nephi, Utah.

Our June article on Lyme disease said that when hiking, wear a long-sleeved shirt and long pants and use a repellent containing the chemical "Deet." Check your body thoroughly when you get home. We have heard of a forest ranger who hikes in heavily infested areas. He puts a tick collar for dogs outside each boot above the ankle, under his pants legs. This, he says, creates a tick "death chamber" around his lower legs. **UU**

Dear Pedro,
I really like sports, especially football. Would you print a football article, please? . . . Sean Mulanax, Mary Esther, Fla.

Turn to page 43 to read about Mike Singletary of the Chicago Bears. **UU**

Yo Pedro,
I really enjoyed the article called "Disaster Day" in the November 1988 issue. Would you do another one? . . . Thomas Ragsdale, Los Alamos, N.M.

This month's Scout program article is about surviving dangerous situations. Turn to page 58. **UU**

Dear Pedro,
How can I write to the President of the United States? . . . Robert Stacey, Anderson, Calif.

Address your letters to President George Bush, The White House, 1600 Pennsylvania Avenue N.W., Washington, DC 20500. **UU**

Dear Pedro,
I noticed an error in the August Jamboree Guide, on page 47. The three ships that brought the first settlers to Virginia were the Susan Constant, Godspeed and Discovery. Your article said "Sarah Constant." . . . Matthew Vea, Springfield, Va.

Whoops! **UU**

Dear Mr. Wise Guy,
How come you don't notice the mistakes in Boys' Life, but your readers do? . . . David Bowen, Hephzibah, Ga.

I've been trying to figure that one out for years, David. By the way, how do you pronounce "Hephzibah"? **UU**

Dear Pedro,
The July issue stated that Steven Spielberg was a Boy Scout. Is this true? What troop was he in? . . . Chris Manning, Lebanon, Conn.

Yes, it's true. Mr. Spielberg, one of the world's top movie directors, advanced to Eagle Scout while a member of Troop 294 in Scottsdale, Ariz. He was also a star attraction at this past summer's national jamboree, where he received the Distinguished Eagle Scout Award. **UU**

Dear Pedro,
I have a problem. I like this certain girl at school, but I'm afraid to say anything. If she does not like me, she may make fun of me. What do I do? . . . Robbie Breazeale, Purvis, Miss.

To make new friends, Robbie, you have to be outgoing. What do you have to lose? **UU**

NBA HOOPS™

THE OFFICIAL NBA BASKETBALL CARD

PRESENTS

THE
NBA

COURT QUIZ!

AKEEM OLAJUWON




KARL MALONE



KEVIN MCHALE



CHARLES BARKLEY



TOM CHAMBERS



Born: June 21, 1959
Ogden, UT
Height: 6-10 Weight: 230
College: Utah
Drafted: 1st Rd-Pick 8
San Diego, 1981

FORWARD

| YEAR | TEAM | GP | FG% | FT% | REB | AST | STL | BLK | PTS | AVG |
|---------------|-----------|------------|-------------|-------------|-------------|-------------|------------|------------|--------------|-------------|
| 81-82 | San Diego | 81 | 52.5 | 62.0 | 561 | 146 | 58 | 46 | 1392 | 17.2 |
| 82-83 | San Diego | 79 | 47.2 | 72.3 | 519 | 192 | 79 | 57 | 1391 | 17.6 |
| 83-84 | Seattle | 82 | 49.9 | 80.0 | 532 | 133 | 47 | 51 | 1483 | 18.1 |
| 84-85 | Seattle | 81 | 48.3 | 83.2 | 579 | 209 | 70 | 57 | 1739 | 21.5 |
| 85-86 | Seattle | 66 | 46.6 | 83.6 | 431 | 132 | 55 | 37 | 1223 | 18.5 |
| 86-87 | Seattle | 82 | 45.6 | 84.9 | 545 | 245 | 81 | 50 | 1909 | 23.3 |
| 87-88 | Seattle | 82 | 44.8 | 80.7 | 490 | 212 | 87 | 53 | 1674 | 20.4 |
| 88-89 | Phoenix | 81 | 47.1 | 85.1 | 684 | 231 | 87 | 55 | 2085 | 25.7 |
| TOTALS | | 634 | 47.6 | 79.5 | 4341 | 1500 | 564 | 406 | 12896 | 20.3 |

Signed by Phoenix as a free agent 7/5/88 ... All-NBA second team in 1989 ... Always a good scorer ... Became a great all-around player ... Led Phoenix in scoring and rebounding ... One of the league's best dunkers ... 1987 NBA All-Star Game MVP.

©1989 NBA Properties, Inc.
The Official NBA Basketball Card

- Karl Malone's nickname is:
a. The Postman c. Round Mound
b. The Deliverer d. The Mailman
- Before coming to Phoenix, Tom Chambers played with which two teams?
a. Seattle and Portland c. Seattle and San Diego
b. Seattle and Los Angeles d. Portland and New York
- Akeem Olajuwon's native country is:
a. Ethiopia c. Nigeria
b. The Sudan d. Zimbabwe
- Kevin McHale is Boston's career leader in which category?
a. Scoring c. Blocked shots
b. Rebounds d. Field Goal Percentage
- True or False: Charles Barkley led the NBA in rebounding in 1987.
- David Robinson played college basketball for which military academy?
a. Coast Guard c. Merchant Marine
b. Army d. Navy

Look for these and other interesting facts on the back of every NBA HOOPS Card. Answers to these questions can be found below.

To get a free NBA HOOPS Card Checklist, just call
1-800-NBA-1235!


Call between 9AM and midnight EST, Monday through Saturday,
November 1, 1989 through January 15, 1990.



All NBA and Team insignias depicted on this product are the property of NBA Properties, Inc. and the respective NBA teams and may not be reproduced without the written consent of NBA Properties, Inc.
© 1989 NBA Properties, Inc.

Answers: 1.d 2.c 3.c 4.d 5.True 6.d

138



DAVID ROBINSON



Born: Aug. 6, 1965
Key West, FL
Height: 7-1 Weight: 235
College: Navy
Drafted: 1st Rd-Pick 1
San Antonio, 1987

CENTER

Ready to play his rookie season in the NBA after fulfilling a two-year Naval commitment ... Potential to be a "franchise player" ... College player of the year in 1987 ... Holds NCAA record for career blocks with 516 ... Scored 50 points in final game against Michigan in NCAA tournament ... Member of 1988 U.S. Olympic team ... Played only one year of high school basketball ... Grew seven inches during his four years at the Naval Academy.

©1989 NBA Properties, Inc.
The Official NBA Basketball Card

Copyrighted material

Fighting the Unacceptables

*A Message from Ben H. Love,
Chief Scout Executive*

SEVERAL years ago the Boy Scouts of America identified five "unacceptables" in society: hunger, illiteracy, child abuse, unemployment and drug abuse.

Since then, we have been fighting these problems on several fronts. The battles are far from over, but already we have some victories on our side.

Hunger

Just last month, the BSA conducted "Scouting for Food" as a national Good Turn for the second year in a row. These nationwide food drives have been the largest the country has seen. We collected many millions of pounds of food that will feed tens of thousands of people. I want to thank all of you who took part. You remembered your Scout Oath to "help other people at all times."

Illiteracy

If you can read these words, you are more fortunate than millions of other Americans who cannot. It is sad that among more than 150 member nations of the United Nations, the United States ranks 49th in reading ability. (Japan is No. 1.) The BSA is doing something about it. One way we promote literacy is through the literature we publish. From Tiger Cubs to adult leaders, every person in Scouting has available books, pamphlets and magazines written at his or her reading level.

Next month, we are introducing a new edition of the "Boy Scout Handbook," one of the best books a boy could ever read. We are also unveiling a new design for *Boys' Life*. It will make the magazine more fun than ever.

Another way we promote literacy is through our advancement program. To get ahead in Scouting, a person *has* to read. Ours has been recognized as one of the best educational programs in the world. If you have friends who avoid the written word, do them a favor and get them involved in Scouting.

Child Abuse

It is terrible when someone mistreats a child—emotionally, physically or sexually. The BSA does not tolerate child abuse in any form. We have warned you, as a young person, never to tolerate it either.

Our programs, literature, videos and registration process promote the best possible safeguards against child abuse. We



can confidently say that the BSA continues to be the safest program for youth in America. And we will keep it that way.

Unemployment

Every adult needs a job to feel useful to society. A job not only provides for the needs of one's family, it also helps define who a person is.

When people cannot find jobs, they often slip into a dark cloud of despair and dependence on others to meet their needs.

The BSA fights this sad problem by encouraging young people like you to be prepared for their own futures. One way to do this is to explore the full range of subjects covered in the Scouting program. Learn about various careers and fields of study through our merit badge program. Latch on to things that interest you and become good at them. By discovering and developing your interests and talents, you will find the best possible career for yourself.

When you are old enough, become an Explorer. This BSA program for boys and girls aged 14 through 20 has introduced thousands of young people to fields of in-

terest that have later become their careers.

Drug Abuse

Last summer at the national jamboree, President Bush called drug abuse "the greatest challenge of our times." He said drugs were "a form of pollution, a poisoning of the mind, a corruption of the very soul."

The President thanked the BSA for fighting drug abuse. He praised our anti-drug campaign, "Drugs: A Deadly Game," which has already warned millions of young people about drugs.

If you haven't read "Drugs: A Deadly Game" yet, please do so. An updated version of it appeared in last month's *Boys' Life*.

In closing, I want to quote from the President's jamboree speech one more time. He said, "From now on in America, any definition of a successful life must include serving others." Serving others is what the BSA has always done best. And that's what we are doing when we fight the "unacceptables." We won't give up until the war is won.♣

The Gifts You *Really* Want Are at Radio Shack



Give Your Christmas Wish List to Mom 'n Dad Today

You can build your own radio, an electronic organ, mini radio station and more with the Science Fair® 130-in-1 Lab. It's completely safe—no soldering. #28-259, only **29.95**

The Realistic® TRC-219 is a CB walkie-talkie with 3-channel capability and 3-watt power for long range. #21-1639, **59.95**

Hands-free 2-way radio! Realistic TRC-500 FM Communicators are perfect for biking and hiking. #21-400, Pair only **69.95**

Discover hidden treasure in the park or your backyard with the easy-to-use Micronta® Metal Detector. #63-3002, only **59.95**

Ready . . . set . . . sprint to the finish with our radio-controlled Wild Horse Racer. Powerful 4-wheel drive. #60-4041, only **119.95**

Our White Tiger radio-controlled racer has two speeds and a special pistol-grip remote controller. Ask for #60-4038, only **69.95**

Prices apply at participating Radio Shack stores and dealers. Batteries extra.

Exclusively at

Radio Shack®
The Technology Store™

A DIVISION OF TANDY CORPORATION

History



HE TAUGHT HIMSELF TO FLY

John Montgomery piloted the world's first flying machine.

BY BRIAN MCGINTY

The brothers awoke before dawn, ate a quick breakfast, then went out to their father's barn.

Inside, their lantern shone on a large wood-and-fabric apparatus. John Montgomery called it his "soaring machine."

John's brother Jim helped him load the soaring machine into a wagon. Then they hitched two mules and drove off into the still-dark morning.

The road from the Montgomery farm followed a winding route to the top of Wheeler Hill, about 12 miles southeast of San Diego, Calif. The sun was just rising as John and Jim unloaded the soaring machine and carried it to the edge of the hill.

The glider's 20-foot wing was covered with tightly stretched muslin. Wooden ribs, delicately arched, ran from the front edge of the wing to the back. Crossbeams ran its full width, and taut wires braced the structure. In the center was a saddle-like seat on which a man could sit and grasp two handrails.

The Pacific Ocean was only six miles to the west. As the sun warmed the morning air, a wind began to blow up from the sea and along the sides of Wheeler Hill.

"You ready, Jim?" John shouted to his brother.

"Yes," Jim answered.

"All right—here's a good wind. Now... pull!"

Jim ran down the hill as fast as he could, pulling a rope attached to the nose of the soaring machine. Suddenly, he felt the rope go slack. He nearly fell on his face. Looking back, he saw John in the air, soaring over him like a huge bird.

Jim ran after his airborne brother. About 600 feet from where he took off, John Montgomery and his soaring machine veered a little, then settled gently on the ground. When Jim caught up with him, John raised his arms and shouted, "Jim, I've got it. I can fly! I can really fly!"

That day in August 1883, John Montgomery had done what others had only

dreamed about. He had flown a controlled-wing glider. His craft had one lever that controlled the rise and fall of the glider.

Other men had hovered in the sky in gas-filled balloons. But John Montgomery's "soaring machine" was no balloon. It



John Montgomery

was the world's first genuine "flying machine," a heavier-than-air glider that rose into the sky in the same way a bird does—by arching its wings over moving air.

John Montgomery, born in Yuba City, Calif., in 1858, had studied birds since he was a boy. In a workshop he built at home, he made models of bird and insect wings. In college, he conducted experiments to learn how air flows over and under wings.

John was 25 when he and his brother made their first test-flight of the soaring machine on Wheeler Hill. He repeated that test-flight many times over the years, striving for better wing lift, stability, and operator control.


He made improvements with other soaring machines, but was never able to build truly reliable hand controls. That technical failure caused his death in 1911.

It happened while he was piloting a machine he called an "aeroplane" near San Jose, Calif. The craft climbed too quickly, stalled, then tipped and fell to the ground. The plane suffered little damage, but Montgomery was fatally injured.

John Montgomery is not well known today. The fame of Wilbur and Orville Wright, who made the first successful motor-powered flights in 1903, had overshadowed Montgomery's earlier achievements.

But Montgomery has been honored with a plaque in the Aviation Hall of Fame in Dayton, Ohio. And his name has been given to schools, parks, airfields, and even a freeway in his native California.

In these ways, Americans pay tribute to the man who taught himself to fly and helped make air travel a reality for people all over the world. ♣



STEVE CHALKER



TurboGrafx™-CD Game Interface and Compact Disc Player

Brings CD sound and an even higher level of gameplay to the TurboGrafx-16 system—with more characters, more levels, and more challenge. Also plays regular audio and the new CD graphics (CD + G) discs.



Tons of Arcade-Quality Games.

Packed with high-energy action, our TurboChip™ game cards bring you some of the best arcade-quality titles around. Adventure games like The Legendary Axe™

Action games like Vigilante™ and China Warrior™

Racing games like hard-driving Victory Run™. And, when you're ready, you can even expand your system to play



TurboTap™ Multi-Controller Adapter

Now up to five friends can play specially selected games at once. Compete in head-to-head action or work together towards victory.



TurboGrafx-CD games, for even more excitement—with more characters and levels, real voices, CD music, animation, and more.



Where the system gets its energy.

The TurboGrafx-16 system has many high-energy components and accessories that not only let you enjoy an amazing level of excitement now, but also let you expand your system in the future.



TurboBooster™ Audio-Video Enhancer

Working with your stereo TV or mono TV and stereo audio equipment, TurboBooster's special pre-amp function gives your game full stereo sound and sharper, clearer graphics through direct video input.




TurboGrafx™-16 Entertainment SuperSystem

The heart of the incredible TurboGrafx-16 system. With a custom 16-bit graphics processor that delivers an amazing 512 colors, a CPU that's four times faster and six stereo sound generators.




TurboPad™ Controller

Specially designed to help you control the amazing energy of the TurboGrafx-16 system, it's precise and fast, with three levels of "turbo" fire.



TurboStick™ High-Performance Controller

Lets you aim better and move quicker than you thought possible! Variable speed "turbo" fire gives you high-energy action—up to 16 shots per second. Or you can go into slow motion!



The higher energy video game system.

Readers' Page



THE WARTHOGS ARE HAPPY

Chris Mansfield tackled a very different Eagle service project.

WHEN the baby elephants, rhino and warthogs greeted us at the site of my Eagle Scout service project, I said to myself: "This is really going to be different."

They made up the welcoming party at the David Sheldrick Wildlife Appeal, an animal orphanage on the edge of Nairobi National Park in Kenya.

Kenya, a country in east Africa, might

seem like a long way to go to do my Eagle project. It certainly is far from Bethesda, Md., where I had made it to Life Scout in Troop 204. But at the time, our family's home was Nairobi, capital of Kenya, where my father works for the United Nations. After we arrived, I transferred my membership to Troop 140 in Nairobi, one of more than 740 BSA units abroad.

Kenya is exciting because it's home to great herds of wild animals. It also has a place in the history of Scouting. Robert Baden-Powell is buried there. He and his wife retired to Kenya in 1938.

The animal orphanage is run by Daphne Sheldrick. Her husband is a game warden. Mrs. Sheldrick is famous for raising orphaned rhino, buffalo, ostriches, zebras and mongooses. She returns them to the wild when they can live on their own.

All those animals produce a lot of dung that must be disposed of. Burning it openly was a nuisance and fire hazard, so we agreed that an incinerator was needed.

As I said, when my friends and I arrived with the truckload of concrete blocks, cement and sand, the animals came right up to us. First to visit were Olmeg and Oljori. These baby elephants were less than a year old but already as tall as my chest.

Sam, a baby rhino, was only six weeks old, but he looked like a bulldozer. He had been saved from the jaws of a lion.

These orphans were recovering well. They drank a formula of milk mixed with vegetable oil. Orphanage workers fed the

elephants underneath a tent because the animals were used to feeding in the shadows of their mothers' big bodies. It was fun to watch them while we worked.

A number of my friends from Troop 140



A hungry elephant sniffs a Scout.

helped me. It took us about six weeks to construct the 7-by-6-foot cement-block dung burner. We added a grate doorway and a slab roof. On the chimney cover, I placed a plaque inscribed "BSA Troop 140."

Within a few days, an earth-colored smudge appeared around the base of the incinerator where the warthogs had rubbed their muddy backs against the warm concrete.

I guess that meant they were happy with our work.—Chris Mansfield.♣

(Chris lived in Kenya for two years. The Eagle Scout is now a student at Bucknell University in Lewisburg, Pa.)

Nature



KING OF THE DEER

BY BURT HEIM

On a snowy winter day, you can see more large wild animals in Jackson, Wyo., than in any other town in America. You can even climb onto a huge sled with a crowd of people and ride out among thousands of these giant deer called elk.

The elk have migrated down from the mountains to spend the winter on the National Elk Refuge.

Here you can see, close up, what elk look like. Only one other member of the deer family—the moose—is larger. The bull elk may weigh as much as 800 pounds and stand five feet tall at the shoulders.

The cows (females) are smaller.

Their fur, light brown in summer, turns gray in winter. Their long legs and heads are dark brown.

Elk meat was a favorite food for early Americans. The native people, and then the settlers who came from Europe, killed and ate them. Millions of elk once ranged as far east as Pennsylvania and Virginia. Before there were laws to protect them, elk were killed by the thousands, and the meat was shipped to market. The elk numbers fell rapidly. By 1900, people were saying that the elk would become extinct unless something was done to save it.



A bull elk sporting his crown of antlers.

In Wyoming at that time, people were especially worried about the elk that came to the valley around Jackson each winter. Cattle were living where the elk had always found food, and the elk were starving. So, people put out hay for them.

Finally, in 1912, the government turned much of the valley into an elk refuge. Wildlife laws protected elk. The animals were fed on the refuge every winter. More than 7,000 elk now spend winter there.

When spring comes, they head for the high country again. In the mountains, the cow elk have their wobbly-legged calves in late May and early June. The frisky calves stay close to their mothers because coyotes and other predators will kill and eat them if they can. If the calves survive those first weeks, they have a good chance to become adults. Wild elk often live 15 years or more.

Gradually, elk have increased in the West. Today there are hundreds of thousands of them. There are even small herds in a few eastern states.

In many western states, autumn is a favorite time for people to visit the elk. This is the mating season, when the huge bulls battle each other. Their shrill whistling calls can be heard on the mountainsides, and people go out in the evening to listen to this bugling of the elk.

But the best place of all to see this king of the deer is still on the National Elk Refuge in Jackson, Wyo. On any winter day, they're there by the thousands.♣

TOYS THEY'RE NOT.

From the moment you squeeze the trigger, you'll feel the difference. Incredible power. Awesome acceleration. The kind of superior performance and satisfying control that can only come from building it yourself.

But even before you start, you'll feel good knowing Tamiya's 1/10 scale R/C kits have everything you need to blow the competition away. Including a fierce 540-type motor to power you through dirt, mud, bumps and puddles. Precision-engineered 3-step forward and reverse speed control. A 1,000 foot range – nearly 1/5 of a mile! Plus, heavy-duty coil springs, a rugged all-terrain suspension system, and the widest selection of hop up parts and accessories.

It's this dedication to quality that's made MRC-Tamiya a leader. So when you're ready to leave toys behind, visit your local dealer.

And tell them you're looking for serious fun.



Special Limited Time Savings

Buy an MRC-Tamiya Black foot or Super "G" Grasshopper Kit before Dec. 15, and get a \$25 Ni-Cad rechargeable battery for just \$10. Send this coupon and the UPC code with a register receipt signed by your dealer, and a check or money order for \$10, and we'll send you the battery.

Name _____

Address _____

City _____ State _____ Zip _____

Store where you purchased it _____



Model Rectifier Corporation
200 Carter Drive, Edison, New Jersey 08817



THE BREATH OF DEATH

Sniffing chemicals kills more than brain cells.

TEDDY Miller, 11, of Austin, Tex., had been swiping typewriter correction fluid from his teacher's supply drawer. He would take it home and sniff the chemical before dinner.

One day in October 1988, his mother climbed the stairs to Teddy's room. She tapped on the door and entered. What she saw made her laugh at first.

Teddy rose from his chair, approached her, then grabbed his chest. He yelled out in pain and fell on the blue carpet. Mrs. Miller thought Teddy was playing. But Teddy Miller was dead.

"Kids sniff correction fluid because it gives them a quick high and makes them feel cool and grown-up," says Dr. Robert Hoffman of the Poison Control Center in New York City.

They are toying with death. The chemicals in correction fluid and many other *inhalants* can cause the heart to go haywire.

Normally, excitement or fear cause the heart to beat faster. But certain chemicals increase this response, making the heart beat wildly. "This can lead to sudden death," says Dr. Hoffman.

That is what health officials said happened to Teddy Miller.

Teddy was one of 18 Texans to die in the past two years from sniffing inhalants. (Texas is one of the few states that records drug deaths by type of drug used.) Many youngsters have died this way in other states too, making inhalants a national problem.

Drug abuse experts say most children who use inhalants have no idea how dangerous they are.

"I have yet to go into a second- or third-grade classroom where they do not know how to get high from inhalants," says Jose Marquez, former coordinator of Texans' War on Drugs. But few of them understand the tragedy that might result, he says.

One in every six American kids has tried inhalants, according to the National

High School Senior Survey, a drug use study conducted every year since 1975.

Inhalants are popular among young kids because they are cheap and easy to get, says Lloyd Johnston, Ph.D., chief researcher of the survey. "Use tends to decline in high school years because inhalants are regarded as 'kids' drugs.'"

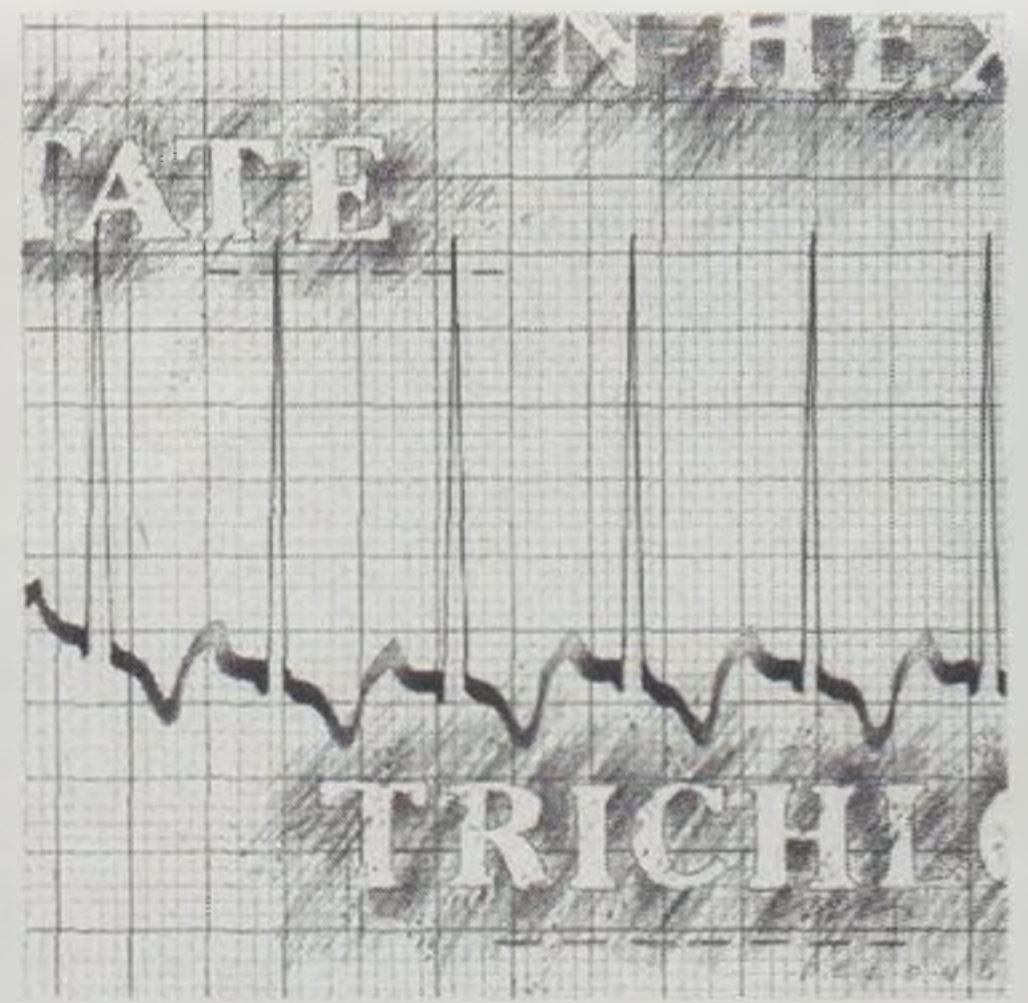
Most inhalant drugs are common household products that produce dangerous vapors. These include fingernail polish, window cleaner, gasoline, shoe polish, and plastic-model cement.

"These products are all poisonous to delicate human organs," says Dr. Gabriel G. Nahas, a drug abuse researcher and medical professor at Columbia University.



Brain damage can occur with the very first sniff of an inhalant. Even a one-time user can hurt his ability to reason, remember, and do calculations.

Short-term effects of sniffing include nausea, sneezing, coughing, nosebleed, lack of coordination, "spacey" behavior



and a tired look. Inhalants can cause long-term damage to the brain, liver, kidneys, blood, lungs, and bone marrow.

But before a sniffer gets to that point, he runs the risk of sudden death.

"Inhalants can kill you the first time or anytime," says Jose Marquez.

It happened to Teddy Miller.—*Betsy Houlton* ♣

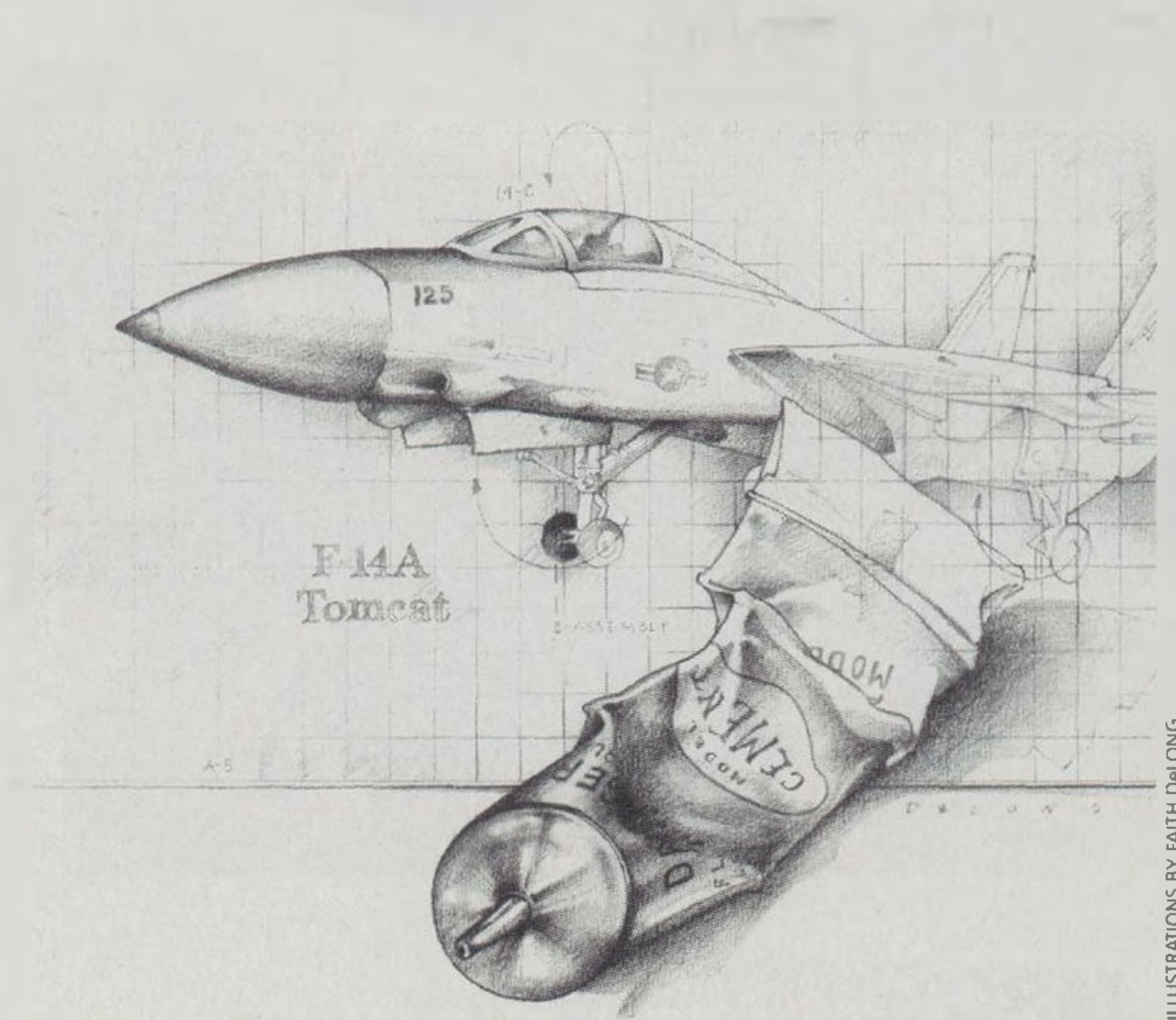
Deadly Vapors

O.K., you say you are not stupid enough to fry your brain cells by sniffing inhalants? Great. But you still have to be on the lookout for deadly vapors. They can sneak up on you.

Plastic-model glue, for example, contains a chemical that can cause serious health problems, even pneumonia, if accidentally inhaled.

Use all chemicals in well-ventilated areas.

Here are other fumes to watch out for: aerosol sprays, cleaning fluids, felt tip markers, varnish, waterproofing products, paint and thinner. Read warning labels. ♣



ILLUSTRATIONS BY FAITH DeLONG

JOIN THE AIR FORCE AND SEE THE WORLD'S MOST EXOTIC TERMINALS.



Terminals that push pilots beyond their limits. Terminals where dogfights are played out with sweaty realism.

Terminals where futuristic aircraft designs are modified in just seconds.

It's all part of the most sophisticated computer technology in the world.

And if you have the desire and the aptitude, you could become a part of it.

You'll receive not only the highest-quality technical training, but guaranteed hands-on experience. Use equipment and technology so advanced, it may be years before the rest of the world even reads about it.

But there's much more to the Air Force than mainframes and megabytes.


We offer equally exciting opportunities in today's most sought-after fields. Electronics.

Medicine. Aircraft mechanics. Communications. Over 200 careers in all.

Plus the chance to pick up college credits or even an Associate of Applied Science degree in the fully-accredited Community College of the Air Force.

Interested? Give us a call at 1-800-423-USAF. You'll find there are some terminals where futures get off the ground.

AIM HIGH.



Outdoors



TRY SNOW-SHOEING

It's the opposite of snow-sinking.

DEEP snow can make a quarter mile hike seem like five miles, unless you are riding high in the powder atop a pair of snowshoes.

Snowshoes spread your weight over a wider area than that of your boots so you can stay above the snow instead of sinking thigh-deep. People have explored snow country with these webbed wonders for thousands of years. The big secret is that snowshoes are lots of fun.

Snowshoes look a little like tennis rackets. They consist of webbing laced over a sturdy wood or aluminum frame. In the middle, a flexible binding holds the toe of your boot to the snowshoe. As with cross-country skis, your heel is free, so you can walk easier. Almost any winter boot can be worn with snowshoes.

Types of Snowshoes

In general, the larger the surface area of a snowshoe, the better you stay on top of the snow. There are three basic snowshoe shapes:

The "Maine" (or "Michigan") snowshoe — shaped like a teardrop—has a broad and slightly upturned front and a long, narrow tail. It is good on wide trails or open fields. It handles deep snow easily.

The oval-shaped "bear-paw" snowshoe is shorter and easier to use in wooded areas. It is wide to handle deep snow, so you have to keep your legs spread apart. That can make hiking narrow paths tough.

Many beginners use the narrower "modified bear-paw." It is good for narrow mountain trails but not for deep powder. Some have claws on the bottom for gripping crusty snow.



You can make snowshoes from an ash or elm sapling and rawhide. Check wilderness craft books.

The "pickerel" snowshoe is shaped long and narrow like the fish and has an upturned toe. The tail serves as a rudder, keeping you on a straight course. This shoe is good for soft snow in open country, but it is awkward in brush.

Wooden snowshoes are made of ash



Snowshoes help this hiker climb uphill. There is no better tool for "snow motion."

laced with rawhide or catgut webbing. They cost \$80 to \$100, plus \$12 to \$50 for leather bindings.

Aluminum snowshoes with synthetic bindings and webbings are lightweight and strong. They cost \$150 to \$200.

Plastic snowshoes sell for as little as \$20, but are not very sturdy and often have poor bindings.

Snowshoes can be rented for \$3 to \$6 per day near ski resorts and cross-country ski centers. Some centers offer lessons.

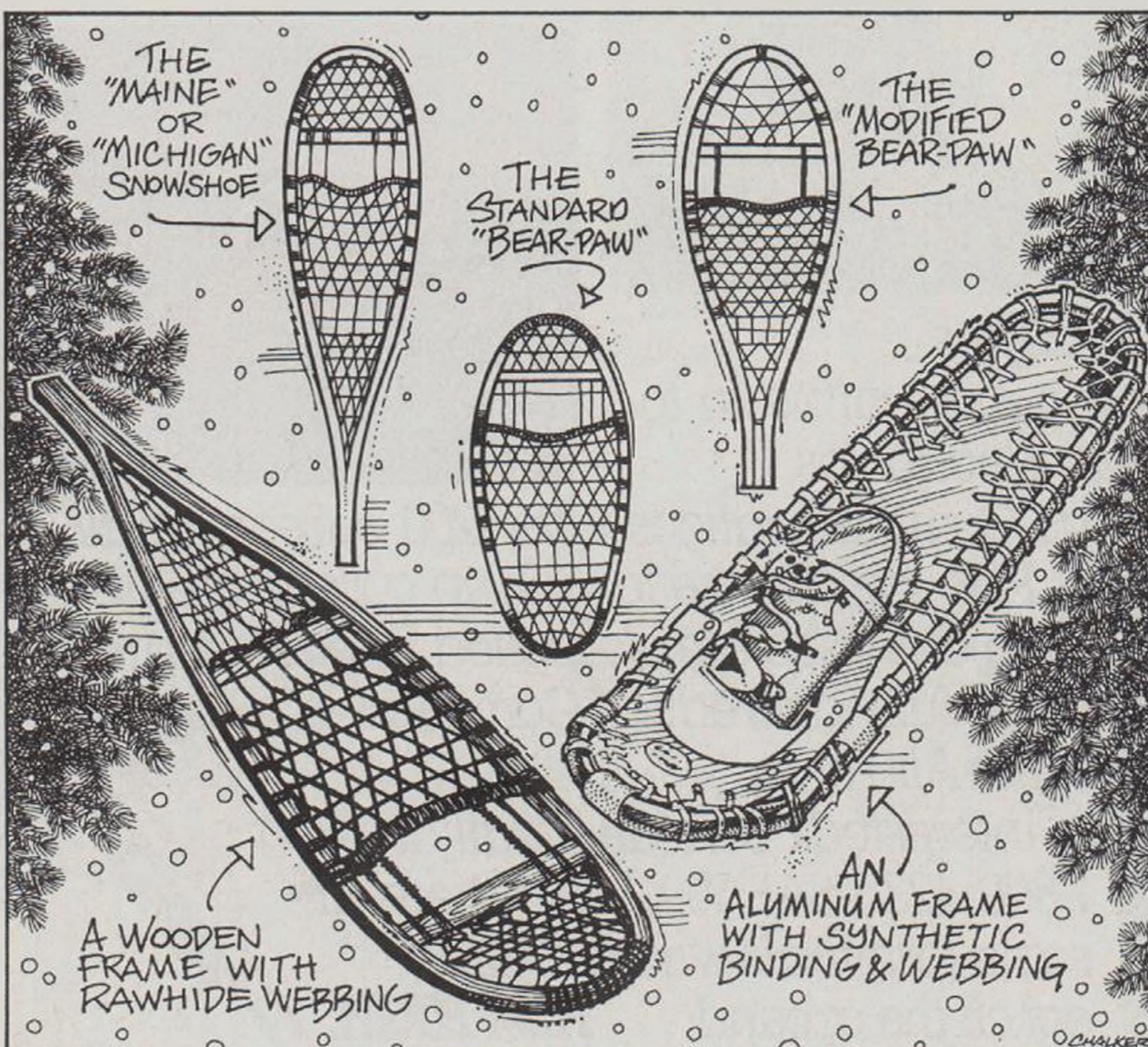
Snowshoe Shuffle

Snowshoes are so easy to use, you will soon forget you are wearing them. Here are a few tips:

- Start on a flat trail, then tackle steeper slopes when you feel more confident.
- Set a slow, steady pace so everyone in your group can keep up.
- Snowshoes are wide, so you have to stand with your legs farther apart than normal. Try to keep them from overlapping.
- Take turns breaking the trail.
- To climb uphill in soft snow, try kick steps—jabbing your toe into the snow—to gain traction. Or, use a reverse snowplow by keeping toes pointed outward with your heels close together. You can also zigzag up steep terrain the way hikers use switchbacks to climb hills.
- Use cross-country ski poles for balance.
- Going downhill is easy. Just shuffle or slide.

After you become an expert, play some games to test your ability. While wearing your snowshoes, try relay races, dodge ball, field hockey and baseball. Set up an obstacle course with low hurdles.

Give it a try. As the saying goes, "If you can walk, you can snowshoe."—*Laura Daily* ♣



STEVE CHALKER



This Is What You Need To Earn A New Patch.

The patch is the Donor Awareness Patch, and all you do to earn it is talk.

Talk to your Mom and Dad. Ask them what organ donation means. Ask them why it's important.

Once you've had your talk, you've earned your patch. You've also learned more about organ donation. And learning is what Scouting's all about.

To receive your patch, send a self-addressed, stamped envelope to Donor Awareness, The Boy Scouts of America, P.O. Box 7143, Charlotte, North Carolina 28241-7143.

Donor Awareness.

The patch everyone's talking about.

For more information about organ donation send a self-addressed, stamped, legal size envelope to A.C.T., P.O. Box 1709, Dept. BSA, Alexandria, VA 22313-1709. Ad courtesy of W. K. Kellogg Foundation grant.



Hobby Hows



Hobby Hows brings you answers to questions, and how-to-do-it hints. You receive \$5 if we print your hobby hints. Send your questions and hints on a postcard to Hobby Hows, *Boys' Life*, 1325 Walnut Hill Lane, P.O. Box 152079, Irving, TX 75015-2079. We regret we cannot reply to questions except through this column.

I am interested in building a robot. Your article on GISMO2BL in the February '87 issue mentioned several books on robots, but I can't find them in bookstores or libraries. Do you know where I can find them?—Garrick Blue, Severna Park, Md.

• You can order two good robotics books directly from the TAB book company. "Build Your Own Working Robot," mentioned in the article, costs \$12.95. "Robot Builder's Bonanza" (\$14.95) details instructions for 99 inexpensive robotics

projects. (Prices do not include postage and handling.) Order by calling (800) 822-8138 or writing to TAB Books Inc., Dept. BL, Blue Ridge Summit, PA, 17294-0850, attn. Order Dept.

I always had trouble finding my air-pump needle when I wanted to pump up my football. Now, I tie a rubber band to the needle and wrap the band around the pump.—\$5 to Shaun Thomas, Murray, Utah.

I make logs for my model train layout by painting ziti pasta shells brown.—\$5 to Scott Heigelmann, Acton, Maine.

► Launching balloons for celebrations and school projects can hurt animals. A heart-shaped mylar balloon caused the death of a young sperm whale in 1985. Biologists say the whale probably swallowed the deflated balloon while feeding on squid. The balloon, trailing three feet of ribbon, lodged in the whale's stomach and kept it from digesting food. Plastic bags and six-pack collars have long been known to kill sea life, but scientists say more and more balloons are turning up as killers. Think twice before launching a balloon.

For those building a model of the space shuttle: Before gluing on the wheels, rest the model on two boxes so that the wheels will be suspended off the ground. Let the wheels hang there until the glue dries.—\$5 to Mario Melendez, Durham, N.C.

Each December, when my family cuts down a Christmas tree, I make a special ornament for the tree. Here's how: Saw about a quarter inch off the stump of the tree. Sand both sides of the wood chip and paint one side white. Glue a photograph of your family onto the white side. Spray a few coats of shellac over the wood chip. Write the year the photo was taken on the unpainted side. Mount a picture hanger on the back so you can hang the ornament.—\$5 to Brent Broszeit, Shrewsbury, Mass.

When I go solo in my 12-foot canoe, I put a concrete block in the bow. It lowers the bow so it catches less wind. This makes the canoe easier to paddle on a straight course. The block also lowers the canoe's center of gravity, making it more stable.—\$5 to Eric Klocko, Bangor, Maine.

► Do you collect records? Now there is a price guide to check the value of old classics. "Goldmine's Price Guide to Collectible Record Albums" covers rock, rhythm and blues, soul, folk, country and western, comedy, and movie sound tracks from the 1940's to the 1980's. It is available for \$14.95 from Krause Publications Inc., 700 East State Street, Iola, WI 54990.

Do you and your family have trouble remembering to wear car safety belts? This will help you get into the habit: Every time someone forgets to buckle up, require him to put a nickel [or a quarter] in a jar. After five times, increase the penalty. Soon, everyone will learn the lesson. Donate the money to a charity, or use it to pay for a dinner at the family's favorite restaurant.—\$5 to Peter Liatti, Bay Village, Ohio.

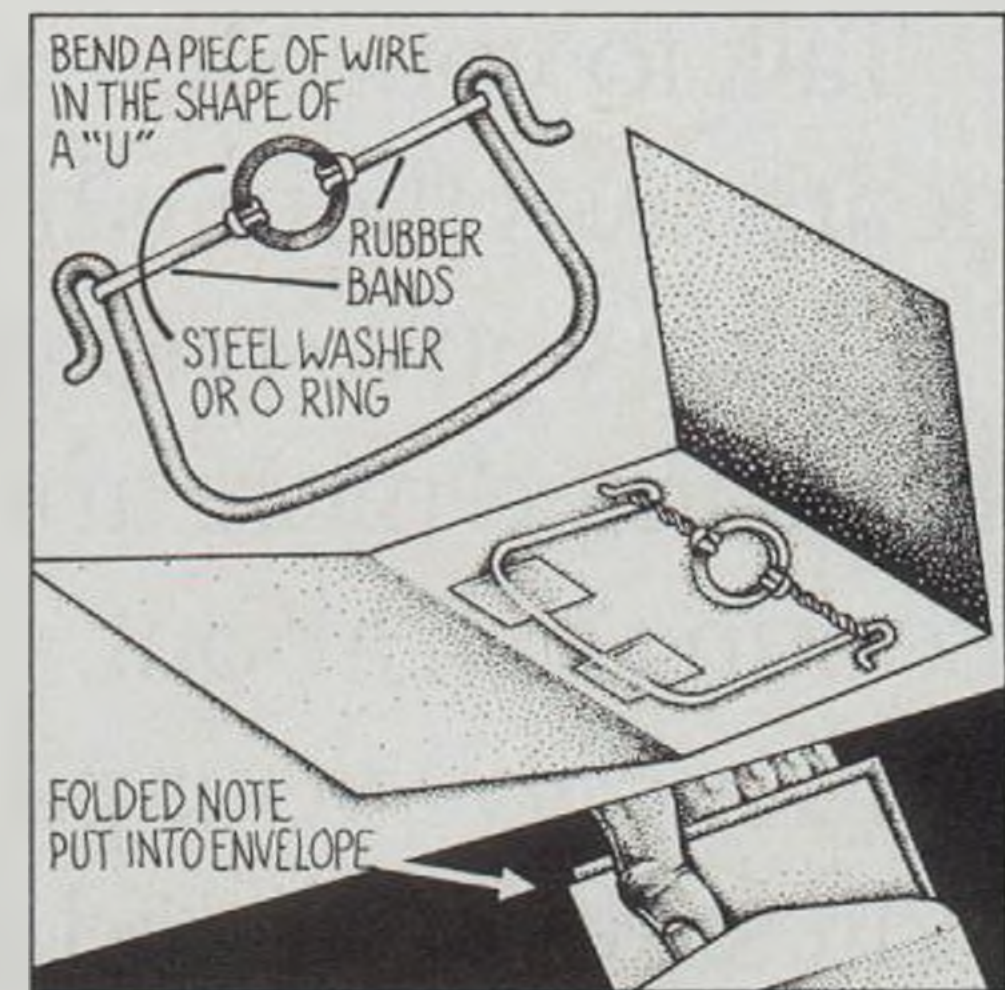
FLY OFF THE HANDLE

TOP GUN

Flip the propeller and the piston driven, fuel powered Cox .049 cubic inch engine roars to life. Radical thrust accelerates your Top Gun forward. To take off, you pull back on the handle you are grasping. The control line connecting you to the Top Gun moves the airplane's elevator. Your Top Gun rises into the air! Now, the sky is yours. Steep climbs, power dives—you're the Top Gun in command! Fly off the handle. Buy the Cox Top Gun at your favorite hobby or toy store.

See all the Cox products. Send for your free Cox catalog. Include \$1.00 and receive a Cox iron-on patch.

Cox Hobbies, Inc.
1525 East Warner Avenue
Santa Ana, CA 92705
© Cox Hobbies, Inc. 1989



My dad taught me an amusing but harmless trick. It is a surprise letter that buzzes and shudders when the recipient opens it. Here is how to make it: First, bend a piece of wire in the shape of a "U," as shown in the drawing. Tape it in place on a piece of writing paper. Attach two rubber bands to a steel washer or O ring and hook the free rubber band ends onto the wire. Now, twist the washer several times to wind the rubber bands. Fold the "note" over and hold it so the washer won't spin. Slip the paper into an envelope. Now to have some fun. Hand the envelope to a friend. When he opens it, the spinning washer will hit the paper and make a buzzing sound. Your friend will be surprised.—\$5 to Fred A. Race, Euclid, Ohio.

• To make the trick letter even more effective, print "Rattlesnake Eggs" on the envelope.
—Jeff Csatori

Scouting Around



News and notes about Scouts and Scouting events from all over.

Texas Scouts Put Old Christmas Trees to Good Use

Scouts in Galveston, Tex., celebrate the New Year by taking old Christmas trees to the beach. They use the trees to reinforce sand dunes that protect the coastal city from flooding. (Galveston is only five feet above sea level.)

Scouts and other volunteers lay thousands of used Christmas trees three deep and two high behind the top edge of the dunes. They reinforce the trees with rope and wooden stakes.

Within hours, the wind buries the trees under sand, leaving the dunes wider, deeper and stronger.

Eagle Scout Recognized As Exceptional Volunteer

Eagle Scout Ron Brooks was born with feet where his knees should have been. At 9, his feet were amputated. Early on, Ron says, he learned "Never give up—no matter how big your handicaps."

Last spring, Ron received the Alexis de Tocqueville Society Award, United Way of America's highest recognition.

The award is named for a French philosopher who toured the United States in 1831 and was impressed with how Americans help the needy.

Ron is active with Scout Troop 652, Rosemont, Pa., St. Edmond's Home for Crippled Children, and United Way of America. He speaks to groups about handicap awareness and the importance of volunteer work. Helping others "helps me forget about my own disability," he says.

Ron's disability does not keep him from wrestling and playing basketball—nor from succeeding in life.

"My disability is a challenge," he says. "I'd like to teach others that you can be physically challenged and still attain your goals."

Last June, Ron met with President Bush and other volunteers at the White House. They discussed Youth Entering Service (YES), a new program to encourage volunteer work among youth.

Ron, 23, attends Villanova University and serves as assistant Scoutmaster of Troop 652, chartered to the Rosemont Optimist Club.

GREG A. HOWARD/GAH-REAR PHOTOGRAPHY, INC.



GREAT CANOE RACE IS A HIT IN MIAMI BEACH. Every year, Cub Scouts, Boy Scouts and Scouters in the Miami, Fla., area get to test their paddling skills in Troop 65's "Great Canoe Race." Troop 65, chartered to Temple Emanu-El of Miami Beach, has staged the five-mile canoe race since 1977 to help promote Scouting. The troop also sponsors a bike race and a raft race at other times of the year.

Eagle Scouts, Enter Now For Scholarship Contest

Eagle Scouts who passed their board of review between July 1, 1988, and June 30, 1989, have until Dec. 31, 1989, to enter the National Society of the Sons of the American Revolution (NSSAR) scholarship contest. The society awards one \$4,000 and one \$1,000 scholarship each year.

Contestants complete a four-generation

family tree and write a 500-word patriotic essay. Applicants are also judged on their involvement in community, church, school and Scouting activities. Earning the American Heritage, Law, and Genealogy merit badges helps.

Daniel Joseph McQuillin, Mesa, Ariz., won this year's \$4,000 first prize. Eric William Conrad, Marysville, Wash., won the 1989 \$1,000 scholarship.

For an application or more information, contact your local council service center, or write to NSSAR, 1000 South Fourth Street, Louisville, KY 40203.

Apply Now for 1990 NESA Scholarship

Each year, the National Eagle Scout Association (NESA) awards 48 high school graduates college scholarships totaling \$150,000. To qualify, Eagle Scouts who will graduate in 1990 must be enrolled in an accredited college or university for the 1990 fall term, have a combined SAT score of at least 900 or an ACT score of 20, and have financial need.

Six winners receive \$4,000 scholarships and 42 others receive grants of \$3,000.

To apply, fill out application No. 58-702, available in the Eagle Scout kit or at any local council service center. Applications must be postmarked by Feb. 28, 1990, and be received by the Eagle Scout Service no later than March 5. Send to Eagle Scout Service, 1325 Walnut Hill Lane, P.O. Box 152079, Irving, TX 75015-2079.

—Diane Leicht

DRIVE WITHOUT A LICENSE

.049 GTP NISSAN
Radio Controlled 1/12 Scale On Road Race Car



Easy To Assemble Kit

GAS POWERED

You don't need a license to drive the new Cox .049 GTP Nissan. But maybe you should.

It's got a real piston driven .049 cubic inch engine, goes over 30 MPH (that's 360 scale MPH!) and corners like it's riding on rails.

There's nothing like it.

The Cox .049 GTP Nissan runs for 15 minutes on one tank of fuel and takes just seconds to refuel.

Drive without a license. Buy the Cox .049 Nissan at your favorite hobby or toy store.

*Use Cox Super Power Fuel Only




See all the Cox products. Send for your free Cox catalog. Include \$1.00 and receive a Cox iron-on patch.

Cox Hobbies, Inc.
1525 East Warner Avenue
Santa Ana, CA 92705

© Cox Hobbies, Inc. 1989

Safety



DON'T LET IT HAPPEN TO YOU

Here is how to avoid the most common deadly accidents that happen to young people.

THE emergency room doors flew open. Paramedics wheeled in a teen-age boy whose head was wrapped in a bloody towel. I unwound the towel and peeled back a large bandage. Blood welled up from deep, parallel cuts in the boy's scalp. His head looked as though someone had run a rake across it.

"What happened to this boy?" I asked. "I've never seen such a wound."

"He fell water-skiing," a paramedic said. "The boat turned around and ran him over. The propeller got him."

This boy was lucky: He recovered completely. Every year, thousands of other boys and girls get into terrible accidents and are killed or crippled. I should know. I am an emergency physician. My job is to put injured people back together.

According to the Centers for Disease Control in Atlanta, 6,740 children died in accidents in a recent year. Many thousands more survived their accidents but were badly injured. The most common deadly accidents for those aged 9 to 16 are as follows:

1. Motor vehicle accidents.
2. Gun accidents.
3. Suffocation.
4. Drowning.
5. Poisoning.
6. Falls.

I don't want to see you in the hospital, so I am going to tell you how to avoid accidents.

- Buckle your safety belt *every time* you get in a car. This is the one most important thing you can do to protect yourself. I have never seen a serious head or neck injury in a crash victim who was wearing a seat belt.

- When riding your bicycle, always wear a helmet. Ride with the traffic, not against it. Avoid riding at night, but if you have to, wear reflective clothing and use a headlight and rear light. Make sure your bike has reflectors visible from front, rear and both sides.

- Respect guns. Treat every gun as if it were loaded even if you "know" it is empty. Never point it at another person or yourself. Never depend on the safety button.

Most states offer hunter safety courses. Take one before you fire your first shot. When shooting air guns, wear safety goggles. Pellets and BB's can blind.

- I am sure you know better than to play in abandoned refrigerators. But maybe your younger brothers and sisters don't. Teach them. Refrigerators can be deathtraps. Many older models cannot be opened from inside. Someone locked inside will suffocate. If you see an old refrigerator that has been discarded, remove its doors with a wrench and screwdriver.

Also, check your home for the clear

plastic bags that dry cleaners use to cover clothing. Sometimes young children stick their heads in the bags and suffocate.

- Your best insurance against drowning is the buddy system. Always swim with a friend and watch each other. Only swim where a lifeguard is present.



When swimming in the ocean, be aware of riptides. These strong currents run away from the beach and can pull you out to sea. The way to escape a riptide is to swim *parallel* to the beach. The rips are not wide; they are easy to swim out of, if you do not panic.

When boating, always wear a Coast Guard-approved life preserver—even if you are a good swimmer.

When water-skiing, have a spotter in the boat watch the skier while someone else drives. When approaching a downed skier, the driver should position the boat so the person in the water is always on the driver's side. For more on water-skiing safety, see the June 1989 "Safety" column.

- Most poisoning victims are children under 5 who drink dangerous chemicals out of curiosity or by mistake. Store poisons out of the sight and reach of children. Keep chemicals in original containers. I have treated adults who accidentally poisoned themselves by drinking from soft drink cans in which they had stored gasoline.

- Falls can cause terrible injuries. To avoid a bad fall, watch out for dead limbs when climbing trees; stay out of vacant houses and buildings under construction; keep away from power lines; get expert instruction before you attempt rock-climbing; and snow ski in control.

- Look before you dive. Bad dives are second only to auto accidents in causing broken necks and spinal cord injuries in adolescent boys. Always check for underwater hazards before diving into a river or lake. And never dive into the shallow end of a pool.

Follow my advice and you probably will not need my services as a doctor. And remember, safety is no accident!—Paul G. Gill Jr., M.D. ♣



ILLUSTRATIONS BY SHERYL REGISTER

Magic



IT'S A SECRET

BY BILL SEVERN

If you knew how a magician sawed a woman in half or made an elephant disappear, would you be amazed the next time you saw the trick?

Nope. Knowing how a trick is done makes the mystery disappear as quickly as that big ol' vanishing elephant.

The fun of magic, for the audience, is not knowing how a trick is done. For a magician, the fun is in fooling the audience with a smoothly executed trick.

If a magician revealed all his secrets, there would be no mystery. That's why the pros keep their secrets.

"Never reveal a trick" is a rule that amateur magicians doing the tricks that appear in this column should live by as well.

People always ask magicians, "How did you do that?" after they see an amazing trick. Spectators are naturally curious to know how you fooled them. But, deep down, they don't really want to know. So, how do you handle that question? You might answer it with a joke: "Quickly," or, "I did it pretty well, don't you think?"

Spectators aren't impressed when they learn how easily they have been fooled.

Don't even tell your friends how you do your tricks. All the time you spent practicing is wasted if you reveal the secret.

Keeping secrets is one reason it's not wise to show a trick more than once to the same audience. Repeating the trick destroys the surprise. A spectator who knows what to watch for may catch you.

It is also a good rule never to tell what you plan to do before you do it. That keeps you one step ahead of the audience.

If someone calls out, "I know how you did that," you may be able to quiet him with a joke: "So do I," or, "That makes two of us." Don't discuss the secret of a trick, even if the spectator's guess is wrong. Arguing will only encourage him or others to interrupt your show.

Most people just want to enjoy the make-believe.

But if someone keeps badgering you to reveal the secret, perhaps this answer is best: "Magicians never tell because that would spoil everybody's fun." ♣

MOTORIZED Capsela[®]

SEE HOW IT WORKS!

The Educator approved CAPSELA DISCOVERY SYSTEM entertains kids of all ages while it teaches them basic science concepts and develops critical thinking skills. Within minutes kids snap together the interchangeable parts to create fascinating motorized models and have fun learning what makes cars move, boats float, lights blink, propellers spin and more! Our see-through capsules combined with our "See How It Works" booklet helps kids clearly understand how and why things work. CAPSELA... the HANDS-ON, MINDS-ON way to play!!

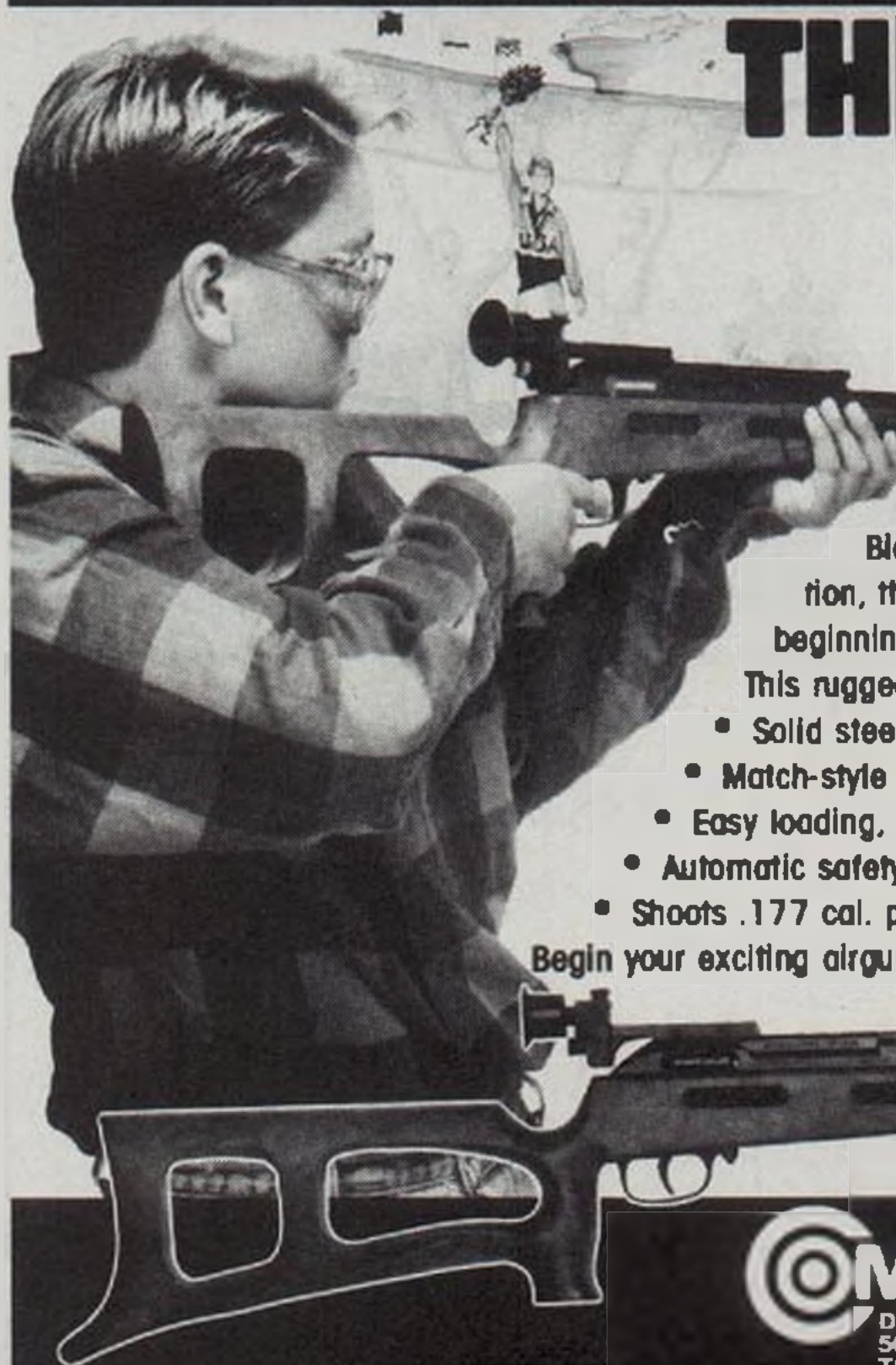


Accepted by the National Science Teachers Assoc., Washington, D.C.

SANYEI AMERICA CORP., 450 Harmon Meadow Blvd., Secaucus, N. J. 07094. 201-864-4848

THE BIATHLON TRAINER

Set Your Sights on the Future



Aspire to the caliber of a world class shooter with Marksman's NEW air rifle, the Model 1790 Biathlon Trainer. An innovative addition to the airgun tradition, the Biathlon Trainer is designed for the intermediate or beginning shooter who's on the move to excellence.

This rugged, lightweight rifle features:

- Solid steel rifled barrel for accuracy
- Match-style diopter and front sight
- Easy loading, single-stroke cocking action
- Automatic safety
- Shoots .177 cal. pellets, single shot

Begin your exciting airgun future NOW with Marksman's Biathlon Trainer.



Biathlon is the sport of cross-country skiing and shooting or running and shooting

MARKSMAN PRODUCTS
DIVISION OF S/R INDUSTRIES, INC., DEPT. R129
5622 ENGINEER DR., HUNTINGTON BEACH, CA 92649, U.S.A.
TEL. (714) 898-7535

Fishing



UNCLE HOMER'S FISHING TIPS

BY HOMER CIRCLE

ALMOST every fisherman will, at some time, lose a fishing outfit overboard in deep water. Like a good Scout, be prepared when it happens to you. In your tackle box, keep a bobber with about 50 feet of line wrapped around it, and a sinker tied to the end. When your fishing rig falls overboard, immediately toss out your sinker/bobber gadget to mark the exact spot. Later you can drag for it with a weighted treble hook or return with a scuba diver to go for it.

Here's a neat way to control backlashes on a level-wind reel. Make what you know to be your longest cast with your favorite lure, probably about 30 to 50 feet. Place a piece of plastic tape across the line on your spool, then retrieve the lure. Should you ever get a backlash, the tape prevents the line from cutting into itself any deeper than a few spins of the reel. This small snarl will be easy to pick out.

Lots of anglers lose big fish because they don't know how to set the hook properly. Here's how to do it: When you feel a steady pull on your line, lower your rod tip, reel in all the slack in the line, and sweep the rod tip overhead with both hands. It takes practice. Speed in the rod tip sets the hook, not a lot of muscle!

Do you know how a good stretch helps you relax when you're tense? Well, it's much the same for your fishing line. When you haven't used it for a while, the wraps around the spool come off in tight coils and make casting difficult. To straighten these coils, tie the end of your line to a tree limb and stretch out about 50 feet. This will remove the coils and make the line flow off the reel easier.

A beginner at fishing will do much better if his first outfit is one with a close-face reel, called a spin-casting reel. This reel is almost trouble free and will allow you to spend most of your time fishing instead of picking out snarled line.

When game fish are playing hard to catch, especially in very clear water, use the smallest lures in your tackle box rather than the larger ones. The fish may want a snack, not a banquet. ♣

The Fun At Nite Begins With Nitelite.®

PICK POINT SPORTS NITELITE® products provide nighttime recreation for "ALL-AMERICAN" families. It's never too dark to play, no matter what time Dad and Mom get home. A NITELITE FOOTBALL halftime show at a Chicago Bears game caused a riot and proved the NITELITE FOOTBALL to be a winner because everybody wanted one. It's great fun in the backyard and at the beach. The NITELITE SPACE DISC is the only flying saucer that lights up and whistles. Baseball fans love the new translucent NITELITE WIFFLE® BALL. They can throw and hit lighted curveballs all night long. Over 10,000 NITELITE GOLF TOURNAMENTS have been played in 26 countries with the NITELITE GOLFBALL. NITELITE GOLF Tournaments offer nighttime fun and make great fundraisers. For hockey fans, the NITELITE HOCKEY PUCK provides hours of fun on the local pond or rink. Can't hit a curve? Try our AUTOMATIC CURVEBALL, the official size and weight baseball that anyone can curve so hitters can hit curveballs all day long. The AUTOMATIC CURVEBALL was pitched against the New York Mets for NBC Nightly News and is endorsed by Jim Rice and Mike Flanagan. Also available are the NITELITE PUTTER, GOLFBALL NITELITE, LITE DRINK MUG, SELF ORBITING BAIT, U.F.O. and coming soon, the NITELITE SOFTBALL. NITELITE SPORTS products light up by using a safe non-toxic CYALUME® lightstick which is replaceable.

Ask your dealer for NITELITE® SPORTS PRODUCTS and you'll see why the FUN AT NITE BEGINS WITH NITELITE. Available at: SEARS, HERMANS, CHAMPS, BEST, LECHMERE, RICHS, NEVADA BOB'S, EDWIN WATTS, ROGER DUNN'S, VAN LEUNENS, SPORTSTOWN, SPORTS AUTHORITY, SAM'S WORLD OF GOLF, SPORTS UNLIMITED, SPORT MART, LOU'S S.G., LAWLORS, BASS PRO SHOPS . . . Not all products are available at all stores.

PICK POINT SPORTS THE FUN AT NIGHT BEGINS WITH NITELITE®
PICK POINT SPORTS, MIRROR LAKE, NH 03853
TEL. 603-569-1533 FAX 603-569-5752

All products are patented or patents pending. Made in U.S.A. by Americans for Americans.



*"This Christmas,
The Salvation Army
salutes those
who give
of themselves
for the good
of others."*



Pets



PETS NEED VETS

BY DR. MICHAEL W. FOX

NEXT to you, a veterinarian is your pet's best buddy when it comes to staying healthy.

Make a point to start that doctor-patient friendship off right away.

As soon as you get your puppy or kitten, take it to a veterinarian for a checkup. (Ask a pet-owning neighbor or the local Humane Society to recommend a vet.)

Bring a sample of your pet's stool along. The veterinarian will check it for worms. Most pups and kittens are infested with worms at birth. The vet will prescribe a medicine to get rid of them. Never buy

over-the-counter worm medicine. Home doctoring could kill your pet.

The veterinarian will also tell you what foods to feed your pet and what vaccinations or shots it needs.

Shots

Your dog should be given a rabies shot each year. It should also wear a city or county rabies tag.



SHERYL REGISTER

All dogs should be protected against *distemper*. Distemper causes fever, cough, red eyes, convulsions, pneumonia, even death. Your vet might also recommend a vaccination against canine hepatitis. A new vaccine protects against "kennel cough." If you are planning to board your pet in a kennel, ask your vet about giving it that shot.

Cats need annual rabies shots too, if they

go outside. And cats of all ages should be given a feline distemper shot yearly. Your vet can also recommend vaccines to protect against influenza, pneumonia and other illnesses.

Ear Mites

One of the most common and troublesome cat problems is ear mites.

Mites are microscopic bugs. Signs that your pet might be infected with them include the following: brown material in the ears; frequent head shaking; and scratching behind an ear, causing a sore spot. If your cat has any of these symptoms, take it to a vet at once.

Visit the Vet When?

Take your pet to the vet anytime it's sick. Dogs and cats should have a checkup every six months. Regular checkups catch diseases before they plague your pet.

Health Checklist

Keep this pet health checklist up to date to help you schedule visits to the vet:

| Treatment | Date due |
|-----------------------|----------|
| 1. Checkup | |
| 2. Booster shots | |
| 3. Stool exam | |
| 4. Heartworm medicine | |

Also list all vitamins and medicines your pet takes. Note when the medication was started and how many times it is given each day.♣

(Dr. Fox is scientific director of The Humane Society of the United States, 2100 L Street, N.W., Washington, DC 20037.)

Authorized by the Boy Scouts of America



Productions

—PRESENTS—

THE OFFICIAL SOUVENIR VIDEO
OF THE 1989 NATIONAL JAMBOREE
HELD AT FORT A.P. HILL, VA.

THIS FULLY EDITED PROGRAM CAPTURES
THE SIGHTS, SOUNDS, AND EMOTIONS
OF THIS ONCE-IN-A-LIFETIME EXPERIENCE.



TO INSURE PROMPT DELIVERY OF
YOUR VIDEO SEND THE ORDER FORM >
ALONG WITH \$19.95 add \$2 p&h.

Utah residents add sales tax.

Please use coupon for all orders!

STS PRODUCTIONS
5181 Amelia Earhart Drive, Salt Lake City, UT 84127
Attn: Video Sales — 1-800-654-4870

STS PRODUCTIONS
5181 Amelia Earhart Drive, Salt Lake City, UT 84127
Attn: Video Sales — 1-800-654-4870

NAME _____

ADDRESS _____

CITY _____ STATE _____ ZIP _____

ORDER AGREEMENT: Designate Beta or VHS.

Find enclosed a check in the amount of \$19.95 + \$2 p&h.

Bill the following MasterCard/VISA account \$19.95 + \$2 p&h.

ACCOUNT NUMBER _____

EXP. DATE _____

SIGNATURE _____

DATE _____



Eagle Scout Hoot Maynard tests the Olympic motto—*Citius, Altius, Fortius*, Latin for “Faster, Higher, Braver”—at Winter Park, Colo. Opposite: The champion shows how he keeps his ski tips up—off the course.

HOOOT!

Remember the name. Come the 1992 Winter Olympics, it could be on everyone's tongue.

Meet Hoot Maynard, Olympic material. Everything about the champion Nordic combined skier makes people take notice.

He has an unforgettable name, snow-melting good looks, an honest gee-whiz personality.

And he has talent.

"It's a true gift," says his U.S. Ski Team coach, Tom Steitz. "Hoot has as much natural talent as anyone in the world."

Hoot began skiing when he was 2—not long after his father named him for the *hooting* sounds he made as an infant. He flew off a mountainside for the first time at age 5, using a five-meter ski jump. ▶▶▶



Hoot, 19 this month, has since won national titles and competed at international meets. And he earned his Eagle Scout Award. "Scouting prepared me to accomplish things and set higher goals," he says.

One goal he set—and met—came early last March. Still hurting from a hipbone he had fractured the previous summer, Hoot beat everyone's expectations by winning the Nordic Junior National Championships

"We were happy with his jumps," says his coach. Hoot started only 3 minutes 35 seconds back on day two. But travel fatigue and his sore hip held him back. He finished 39th. Norwegian Trong Eldin, winner of the World Championships two weeks earlier, took first.

"The Europeans are so much better than us," says Hoot, his usually happy face creased with seriousness. "In Europe,

Coach Steitz says of the arrangement: "I'm excited. Half of the [Nordic combined] team is still in high school, but they're *here*, where we can work with them. I can make long-range plans."

Steitz has worked with Hoot for four years and is charting Hoot's training for the next *two* Olympics. "He is going to be the showcase of our new system—the high school, the college, the ski program."

Hoots feels the pressure to perform, and practices hard. Summers are hardest. Says his coach: "It's tough to keep skiing on the mind in the heat."

Still, Hoot spends six weeks at Lake Placid, N.Y., improving his technique. There, the Olympic Training Center's 70-meter jump has porcelain tiles that simulate slippery snow when wet.

The summer training sessions also include bike riding, roller skiing (on boards with rollers), speed hiking, and plyometrics, a hopping exercise for jumping.

While there are exercises for jumping and cross-country, there is none for fear.

Hoot says: "I'm nervous at the top of any hill. The scariest part is going off a new jump—it's so steep you can get hurt. I keep my mind clear, and think positive. I say to myself: You can do it!"

Down the slope, Hoot's mind races:

Are my skis running smoothly?

Am I sitting in the right position?

Am I really exploding off the end of the jump?

Hoot describes flying 35 feet high off a mountainside as coolly as most folks discuss their last trip in an airplane.

"Takeoff is everything," he says. "On a 70-meter jump, speed should be about 58 miles per hour."

For stability, Hoot's jump skis are wider and longer (248 centimeters) than his cross-country skis (200 cm). He wears a looser suit for jumps. "You want one where air holds in the back, for better flying."

Hoot's flights are not always troublefree. He has soared off-course.

"Once I left a 70-meter jump—and the wind started pushing me toward the trees. I thought it was all over. But somehow I landed safely."

Of another time, at Lake Placid in 1985, Hoot says: "I forgot to fasten my bindings, and went off the jump without my skis. Luckily, I didn't get hurt."

Yet Hoot knows he just as easily could have been. And he knows that bad injuries often end athletic careers.

After graduating from The Whiteman School with a 3.8 grade-point average, he enrolled at Colorado Mountain College to study communications. He hopes to become a TV sports journalist.

His immediate goal, though, is to win the World Junior Championships in February in France. While there, bet on him checking out Albertville, France, host of the 1992 Winter Olympics.

And come 1992, bet on seeing Hoot's name everywhere. Then, and for a long time afterward. Because, he says with a grin, "There's too much of a thrill to stop."♣

HOOT'S SKIING HOW-TO'S

For beginning skiers, U.S. Nordic Junior Champion Hoot Maynard offers these simple pointers:

- Walk around on skis at a young age.
- Try little jumps first.
- Most of all, have fun!

Hoot, who admits having eaten his share of snow, likes to quote famed football coach Vince Lombardi: "The greatest success was not in never falling, but in rising every time you fell."♣

in Ely, Minn.

Describing the 5-foot-9 155-pounder, Coach Steitz says: "Hoot has tremendous power. He's a fighter. If it's head-to-head at the cross-country finish, he'll win."

"Nordic combined" skiing mixes cross-country and jumping, both of which are also single "Nordic" events. (Downhill, or "alpine," skiing is the other Olympic skiing category, with events of its own.)

In Nordic combined, skiers jump the first day, cross-country ski the next.

Jumps are judged for distance and for style. The winner gets up to 220 points for the best two of three jumps off a 70-meter (230 feet) ramp.

In the second event, cross-country, the winning jumper starts the 15-kilometer course first. Then competitors follow one minute later for every 12 points they were behind in the jumping competition. First skier across the cross-country finish line wins the combined event.

This system staggers the skiers at the start. But the sprint to the finish can get crowded, as strong cross-country skiers catch up with the leading jumpers.

Hoot Maynard hoped to catch the leaders that way in March at the World Junior Championships in Hamar, Norway.

preparation, eating, sleeping and training are paramount to success."

Learning from its competitors, the U.S. Ski Team has imported that winning European training to its home high in the Rocky Mountains.

Today the small town of Steamboat Springs, Colo., caters to its skiers year round. A two-year community college (Colorado Mountain College) and a private high school (The Whiteman School) both allow students to leave midday to ski, then return for night classes.

On a typical weekday, Hoot hits town-owned Howelsen Hill at noon for jump practice. In addition to the 70, Howelsen has jumps of 5, 10, 20, 30, 40, 50 and 90 meters.

Hoot fine-tunes his form with his coach. "It's mandatory to have a good coach watch every jump for technical balance."

Next he runs sprints and distance for endurance, and skis cross-country from 4 to 6. Then it is time for dinner and more schoolwork before bed. He races every weekend.

Area slopes are packed with serious skiers like Hoot. All settled in Steamboat Springs to be near U.S. Ski Team coaches and professional practice areas.

EARN A PLACE ON THE U.S. SKI TEAM

Do you have what it takes to make the U.S. Ski Team? If you think so, Coach Tom Steitz wants to hear from you.

"I believe that in high schools across this country there is talent we may never know about," he says. "We need to find them."

If, like Hoot Maynard, you are a serious, talented skier willing to make countless sacrifices for the sport, write Mr. Steitz for more information. "I want to tap that talent for our team," he says.

Write to:

Steamboat Springs Winter Sports Club

P.O. Box 774487


Steamboat Springs, CO 80477♣



Above: Ignoring the bitter cold, Hoot crouches to explode off a 70-meter ramp at almost 60 miles an hour.

Below: Cross-country skiing, the other half of the Nordic combined event, lacks jumping's thrill factor but offers its own exciting finish.





The Beaver: Nature's Engineer

These skillful mammals can build a watertight dam overnight that will scarcely leak a drop.

BY GEORGE LAYCOCK

Illustrated by Greg Hargreaves

A farmer in Minnesota had a big surprise one morning when he looked out his kitchen window. The beautiful cornfield he liked to admire during breakfast had turned into a muddy lake.

The farmer rushed out to his pickup truck and hurried down the valley. He discovered the cause of his trouble at a spot where the creek narrowed. ▶ ▶ ▶



GH

Beavers cut down a big cottonwood tree that brought down the power lines and caused a blackout.

Overnight, a family of beavers had moved in and built a fine new dam. It was working perfectly. Scarcely a drop of water was getting through.

The farmer spent many hours tearing out the dam. Finally the water ran out of his cornfield and rushed off downstream.

That night the beavers returned and built a new dam. Every night, after the dam was destroyed, the beavers skillfully rebuilt it. They used up the trees and brush, then snipped off all the farmer's corn to build one last dam of cornstalks. When they finally moved on, they left behind at least one farmer who never wanted to see a beaver again.

Another farmer reported that beavers came into his yard one night and cut down a big cottonwood tree. The tree brought down his electric lines and caused a neighborhood blackout.

Before North America was settled by Europeans, beavers didn't get into this kind of trouble. They went about their beaver business, building dams and raising young beavers in every valley where they could find food and water. They lived from coast to coast and from the Arctic to Mexico. They may have numbered as many as 60 million.

The lakes and ponds created by beaver dams dotted the land, providing homes for many animals. One biologist, keeping a year-round list of animals using a beaver pond, counted 124 species of birds and 37 kinds of mammals.

Enos Mills, a naturalist who studied beavers in the early 1900's, called them "the first conservationists." Or you might call the beaver "nature's engineer."

One of Mills's favorite beaver colonies lived on a Colorado mountainside where beavers had discovered water bubbling from a cold spring. They cut small trees and dragged them to the hillside below the spring to make their dam. They shoved stones into the dam, then sealed the leaks with mud carried in their front paws.

Gradually, the Colorado beaver dam

held back the spring water and formed a pond where the beaver family built its lodge.

In a few years, they began building another dam below the first one. Eventually there was a series of dams, standing like stairsteps down the mountainside, and each one held back a beautiful little lake where beavers lived.

The beaver comes well equipped for working in water. But out on dry ground, where it comes to cut trees, the beaver is clumsy. It sits up on its short hind legs, using its broad, flat tail as a prop, and gnaws at the wood until the tree begins to crack.

As the tree leans and falls, the beaver waddles off and dives into the water to keep from being crushed. If no predator comes to investigate, the beaver returns and begins cutting the tree into short sections that it can push and pull through the water.

Beavers will build with whatever materials are available. Modern beavers sometimes anchor old bottles and discarded tires in with the sticks and rocks. One family of beavers even used a fisherman's bass boat as part of its dam.

The beaver is safest in the water, where it can dive and escape wolves, bobcats, bears and dogs. If it needs to, it can stay underwater for 15 minutes or more without surfacing for air. Dense fur waterproofs the beaver's body and protects it from cold.

Valves in the beaver's ears and nose close tight to shut out water. Its lips clamp shut behind its long, sharp front teeth, allowing the beaver to cut wood underwater without drowning.

The beaver's feet have webs between the toes, making each foot a strong paddle. The flat tail is about six inches wide, a foot or so long, and covered with scales instead of hair. In water the tail becomes a rudder.

When an enemy comes around, the startled beaver lifts its heavy, leathery tail and slaps it on the water surface, making a

loud crack like a rifle shot. Every beaver within hearing distance dives for deep water.

Beavers that live in rivers do not have to build lodges and dams. Instead, they live in burrows that they dig in stream banks.

But the beavers that live in ponds build a dome-shaped lodge. The lodge floor is above water, and in this dark room the beaver family stays dry. They swim through underwater tunnels to get in and out.

The male and female beaver usually mate for life. In spring, the female has three or four soft, furry "kits."

Young beavers from the year before still live at home, but the two-year-olds have been sent out to find new homes of their own.

More than any other wild animal, the beaver was responsible for settling America. The famous mountain men, while searching for beaver furs, explored the prairies, mountains and rivers all the way to the Pacific Ocean.

In the East, then the West, the beaver disappeared from one valley after another, and sometimes from entire states. Eventually, people began to worry about the future of the beaver. They passed laws to protect them. Wildlife biologists began moving them back into valleys from which they had vanished.


Soon the beaver began to multiply and build their lodges again in places where they had been gone for a hundred years or more. Today the beaver is once more plentiful, and we often live closer to them than we realize.

Most of the time, beavers stay out of trouble with people. Sometimes people even welcome them. Conservation workers in New Jersey once wanted to flood an area to create new waterfowl nesting habitat, but human engineers said the dam would cost \$25,000.

Then a family of beavers moved in and built the dam free of charge. Everyone, including the beavers, was happy. ♣

Beavers enter their lodges through openings underwater. These thickly furred mammals can hold their breaths for 15 minutes or more without surfacing for air.





ZOOM

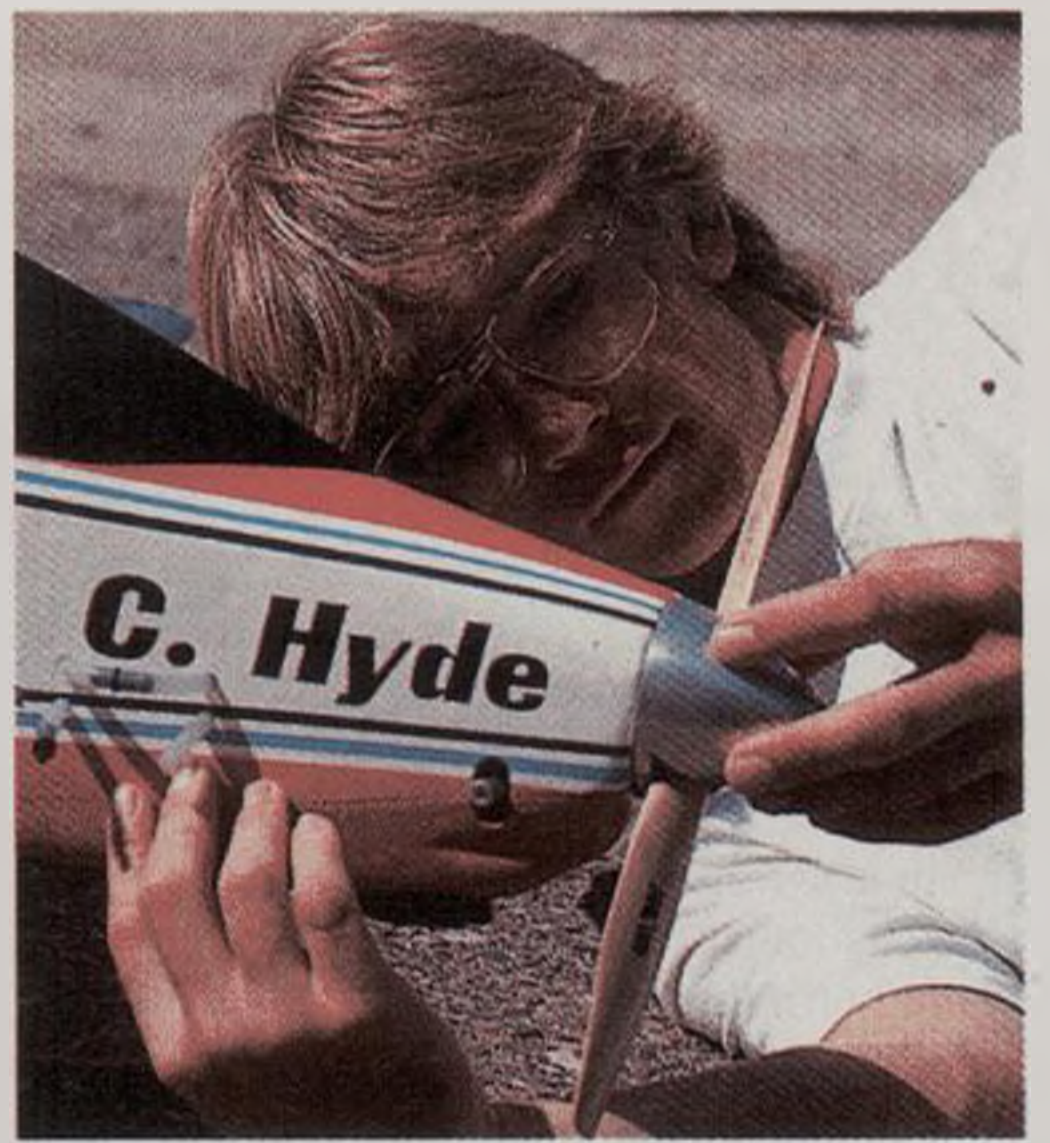
Model airplanes can do everything
that real planes can do—
except fit you on board.

BY JEFF CSATARI
Photographs by David Falconer

BOYS' LIFE ♣ DECEMBER 1989



Right: National champion Chip Hyde checks the nose of his aerobatic plane named Jekyll. Below: A radio-control aerobatic airplane and its starter box, containing fuel, tools, parts and a battery.



Jekyll is a pink-and-blue model airplane with a 68-inch wingspan. Its pilot is Chip Hyde, 18, from Yuma, Ariz. He controls the alcohol-fueled plane from the ground with a hand-held transmitter.

Jekyll and Hyde are the best aerobatics model flying team in the country. In July, they snatched first place at the National Model Airplane Championships, held in the Tri-Cities area (Kennewick, Pasco and Richland) of Washington state.

The contest, known as "the Nats," is the biggest gathering of model airplane fans anywhere. One thousand people compete in 76 events over nine days.

The Nats is also the best place to see the hobby in action. This year, about 7,000 planes competed. There were World War I biplanes, ducted-fan jets, seaplanes, sailplanes, control-line craft, helicopters, gliders, and rubber band planes.

Nearly eight million people fly model airplanes, according to the Hobby In-

dustry Association; most of them prefer radio-control (r/c) planes. The two basic types of r/c planes are the propeller-driven ones powered by fuel engines or electric motors, and the gliders that simply ride the wind.

"Ninety-six percent of our [139,000] members are in radio-control," says Geoffrey Styles, spokesman for the Academy of Model Aeronautics (AMA) in Reston, Va. This hobby group runs the Nats.

In r/c flying, the pilot sends radio signals to tiny, onboard electric motors, called *servos*. These move the rudder, throttle, and other parts. The more servos a plane has, the more it can do. With some planes, you can retract landing gear, drop dummy bombs, trail smoke, even take aerial photographs.

For each servo, there must be a separate channel on the radio transmitter. Some multichannel radios hold computer chips that can store programs to make a plane loop and roll at the touch of a button.

"R/c is awesome," said 11-year-old Chris Lock of Scotts Valley, Calif. "You control whatever happens."

Most of the time.

On an early flight at the Nats, Chris had what he called "a misfortune." When he

THE AIRPLANE NAMED JEKYL corkscrewed nose-down toward the runway.

Its pilot pulled it level for a 95-mile-an-hour pass, 100 feet over Vista Field in Kennewick, Wash.

He fingered the control sticks ever so delicately. Jekyll did a four-point roll: sideways, upside down, sideways, up again.

"Ooooooh, he's smooth," said a spectator.

After steering the plane through 24 maneuvers, the pilot lowered the landing gear and glided Jekyll down onto the runway. It stopped at his feet.

Opposite: With its engine screaming, a control-line airplane is about to be released by Matthew Hopper, 17, of San Jose, Calif. Out of the picture, Matt's dad, Joseph, holds a handle with lines connecting to the plane. A twist of his wrist will control the plane's altitude as it circles him. Right: The transmitter a pilot uses to guide his r/c plane.



H

al Parenti spent two years building his World War II Navy plane. It has a six-foot wingspan and can fly 80 m.p.h.

throttled up for takeoff, his plane dove into the weeds.

"Cracked my plane in half," Chris said.

He was able to fix it and fly the next day. Other pilots are not so lucky. Many crashes leave behind only a pile of very expensive splinters.

A beginner can expect to spend at least \$150 to \$250 to get everything he needs to start: a trainer aircraft kit, mid-size engine, radio, and accessories.

The most expensive r/c planes are the scale models of real aircraft.

Hal Parenti of Westchester, Ill., has spent several hundred dollars in parts (not including the radio) on his blue Ryan Fireball. (That's it on page 33.) The one-sixth-scale World War II Navy plane took two years to build from scratch.

The carbon-fiber and balsa model has a 72-inch wingspan and flies by propeller and jet engine. It is packed with electronics. It has retractable landing gear with shock absorbers and brakes, navigational lights, even a miniature pilot. It flies 80 miles per hour.

A scale model is judged on how closely it resembles the real plane and on how well the pilot can fly it. Flying skill comes only with practice.

Piloting your craft from the ground, you have to imagine yourself inside the cockpit. That is easy when the plane is flying away. You push the stick right to make the plane go right, and so on. But when the

plane is coming toward you, everything is reversed.

"That's why a lot of guys who fly full-scale planes crash their r/c's," Chip Hyde said. "It's hard for them to get used to operating ailerons and everything backwards when they turn it around."

That is not a problem for Chip. He has been flying since age 4, winning contests since 5.

He has held the No. 1 or 2 spot in the top class of pattern flying at the Nats since 1983 and has competed in France and China. At the World Championships in Virginia in August, he placed fourth.

Chip is so good, he has been recruited to train people to fly spy drones off of battleships.

Fast Planes and Dogfights

While the sky is a solo stage for aerobatic fliers like Chip, other events—such as pylon racing—pit several planes head-to-head.

Here, speedy planes race over a triangular, pylon-marked course. Judges time them for 10 laps.

One 14-year-old racer's T-shirt described the technique for this event: "Go fast, turn left."

Some of the planes reach speeds of 250

m.p.h. The judges sit near the center of the course in chain cages, just in case a pilot loses control.

Control-line planes are cheaper and easier to fly than r/c planes because they do not use radios. Wire lines connected to the prop-driven planes keep them flying in a circle around their pilots.

In one event at the Nats, control-line scale models landed on a simulated aircraft carrier. Before landing, each plane dropped a hook from its belly to catch a stopping cable on deck, just as on a real carrier.

After the high-whining buzz of the prop planes, the *whoosh* of sailplanes can be a refreshing sound. Quiet and freedom are what draws r/c pilots to non-powered gliders.

Sailplanes with plastic-covered wings can float for hours on rising warm air currents called *thermals*. There is a trick to finding these invisible air bubbles.

"We follow the hawks," said Rob Edson, 14, of Parker, Colo. "They find the thermals for us."

Rob was a junior contestant who competed in the open class of soaring at the Nats.

To get a glider aloft, he hooked it to a long line that ran downfield to a pulley and back to the electric winch at his feet. The winch pulled the plane up like a kite and released it.

Rob soared the glider over the trees near the Columbia River. A strong wind made it difficult to control. But Rob expertly fingered the radio's sticks to keep his sailplane up for the required seven minutes.

Then he turned the glider in a wide arc over the field to set up for landing. The object was to set it down in the center of a 25-meter circle.

The plane came in gliding smoothly until a gust of wind planted its nose in the dirt just short of the target.

Rob stamped his foot in disgust.

But at least the plane was O.K. He had spent a week building it.

Another flier crashed his model into the treetops, 100 feet up, where it stayed waiting for the wind to set it free. ♣

PLANES FOR BEGINNERS

Control-Line: Starter planes are easily controlled and come ready to fly. Try Cox's PT-19 Trainer and Piper Comanche (\$20 to \$25). Sig's Sky Ray (about \$50) and Top Flight's N-2 Flight Streak (\$26) are good kits (engines sold separately).

Radio-control: Most r/c planes are from kits, but some come almost ready to fly, with engine and radio included. The Cox E-Z Bee (\$160 to \$250), for example, can be assembled in an hour.

Electric-powered r/c planes eliminate messy fuel. One, the Aviator (\$300) from Chicago Model International, has battery, charger, radio, and 30-day crash warranty. Install its wing, and you are off flying.

Sailplanes: Good r/c glider kits include Airtronics' Olympic 650 (\$30) and the Gentle Lady (\$34) from Carl Goldberg. The transmitter and frame covering cost extra.

Get flying tips at a local AMA club, says expert Chip Hyde, "or you'll just crash your plane to bits." To find a club, contact the Academy of Model Aeronautics, 1810 Samuel Morse Drive, Reston, VA 22090; (703) 435-0750. ♣



Above: Mr. Parenti's scale model of a Ryan Fireball flies by propeller and jet engine, and has working landing gear, lights, and wing flaps. The radio-control airplane is detailed right down to the plastic pilot and the cockpit control panel.



Top left: R/c seaplanes take off and land on water. Bottom left: A wagon fitted with foam makes a good carrier for a squadron of control-line combat planes. Crashes are common as contestants battle to clip a streamer attached to the enemy's plane. So, you need more than one plane to compete.



Jamboree

Moments to Remember

BY JON C. HALTER

Photographs by Brian Payne

WE feel like we are a part of history."

That's how Mike Ernette, of Scottdale, Pa., felt about attending the 12th national jamboree last August at Fort A.P. Hill, Va.

Mike and the other 33,000 Scouts and leaders at the jamboree had good reason for excitement. Few will forget experiences like

- romping through a muddy, mile-long obstacle course called "Challenge Valley."
- riding a hot air balloon, sailboard, BMX bicycle, kayak, canoe, and Olympic rowing shell.
- scuba diving, snorkeling, trapshooting, shooting an air rifle or black-powder rifle, archery, and fishing for prizewinning catfish.
- meeting famous visitors.

Fireworks and laser lights greeted Scouts and throngs of visitors for the opening arena show. Two Eagle Scouts were the evening's biggest stars: movie director Steven Spielberg and freestyle bicycle champion Ron Wilkerson.

"Scouting got me started on my career when I earned the Photography merit badge," Spielberg told Scout hometown news reporters assembled for a press conference. Only moments before, the director of blockbuster films like "Indiana Jones and the Last Crusade" had made jamboree history by introducing a brand-new merit badge, Cinematography. Scouts immediately streamed to the Cinematography pavilion to begin working on the new badge.

Spectators at Saturday's mid-jamboree show heard another famous Eagle Scout—Bill Bradley, Senator from New Jersey and former professional basketball star.



HAROLD TATE

Chief Scout Executive Ben Love introduced the nation's chief executive to 33,000 jamboree Scouts and leaders.

Jamboree Scouts took home a duffel bag of unforgettable experiences, from the mud of "Challenge Valley" to a visit from President Bush.



Eagle Scout Spielberg talked cinematography.

Each day brought more headline visitors, including space shuttle astronaut Bruce McCandless. Retired basketball superstar Julius "Dr. J" Erving and skateboard whiz Tim Morris shared tips on doing well in their sports.

NBC weatherman Willard Scott met Pedro the Mailburro at the *Boys' Life* exhibit and made live reports for the "Today" show.

ALMOST 450 Scouts came to the jamboree from

other countries. Making friends was easy, said Mark Soler, from the Mediterranean nation of Malta. "Being a Scout means you are never a stranger when you're with other Scouts," he said, "no matter what country you're in."

On Monday morning, Aug. 7, all jamboree activity paused. For the first time in 25 years, the President of the United States was visiting a jamboree.

President Bush offered greetings—and challenges—for Scouts everywhere. "[You] Scouts... will face challenges unimagined by your parents," he said to a hushed crowd in the jamboree arena.

Become more personally involved in the fight against drug abuse, the President urged. "Ask yourself if you know someone [who is abusing drugs]," he suggested. "And if so, have you done everything you can to help him or her?"

The conquest of space is another challenge, the President declared. "Your generation will have a broader, greater



Above: About 450 Scouts from other countries shared the jamboree fun. Right and Below: Sailing and kayaking were new experiences for many. Clockwise from bottom left: An Army fife and drum corps provided entertainment. Scouts cooled off with scuba diving. While thousands pondered the *Boys' Life* code game, others pedaled the BMX course.

Top: A Scout band provided a musical interlude. Above: Challenge Valley "survivors" agreed that the muddy obstacle course was well worth a long wait in line.

opportunity to live in space, to travel to establish an outpost on the moon and explore the mysteries of Mars," he predicted.

FOR the moment, however, jamboree Scouts were concerned with another kind of challenge—Challenge Valley.

Before sunrise each day, Scouts lined up for a crack at 10 obstacles over a gooey, grimy one-mile course.

Afterward, most Challenge Valley "survivors" agreed with Kansas Scout Sean Brewer: "It was really cool—the best thing at the jamboree."

Action never stopped at Jambo '89.

Patrols staged spirited competitions in pioneering and camping skills, volleyball, flagpole raising, tug-of-war, and in the *Boys' Life* patrol flag contest.

Each day the Merit Badge Midway overflowed with visitors. Guided by expert counselors for 58 different badges, Scouts earned nearly 10,000 badges and completed requirements on 35,000 others.

Every day was show time. Scouts saw helicopter rescue demonstrations, hot air balloon rides, precision parachute jumpers, military drill teams, and band concerts of all kinds. Meanwhile, under every tree, Scouts traded patches, hat pins, and names and addresses.

And then—too soon for most—it was over. On Tuesday night at regional closing shows, the Scouts bid farewell.

In four years, a new group will gather for yet another great festival of Scouting.

And they'll make their own bit of history. ♣



'Double Dare': TV's Sloppiest Show

BY WALTER ROESSING
Photographs Courtesy of Viacom Enterprises



Left: A contestant dressed as a hot dog gets "mustarded." Opposite: Host Marc Summers (holding microphone) encourages players to reach into the big nose to retrieve a hidden flag.

IN a frantic race against the clock, Clegg Durkin, 13, and Scott Fosgate, 12, of Winter Park, Fla., did what other kids just daydream about. They set a new obstacle course record on "Super Sloppy Double Dare," TV's zaniest game show.

As a studio audience of 250 cheered, Clegg and Scott wriggled through slimy tunnels. Clegg jumped into a giant gum-ball machine.

The boys finished all eight wet and wacky obstacles in a record 48 seconds—12 under the limit. As a reward, each boy won a treasure trove of prizes, including a VCR and a trip to Six Flags amusement park in New Jersey.

"We were lucky because our course didn't include the Sundae Slide," Clegg said later.

The notorious 10-foot-high slide—coated with chocolate sauce—is the game's most feared obstacle. It stopped Brian Caputo, a Boy Scout with Troop 166 in Randolph, N.J.

"The Sundae Slide is harder than it looks on TV," Brian says. "It's super slippery."

Indeed, Florida's Bubba Perkins, 13, still has dreams about his failure to climb the dreaded slide.

"Those kids shouldn't feel bad, because most contestants don't complete the course in the required time," says Michael Klinghoffer, supervising producer and one of the creators of "Double Dare."

"All the obstacles are covered with gak," continues Klinghoffer, a former Boy Scout in Spring Valley, N.Y. "Gak is our

special word for gooey goo."


The "Double Dare" staff makes gak in giant mixers backstage, using pudding, whipped cream and other foods. "We use 425 gallons of whipped cream per day," Klinghoffer says.

To do well in the game, players must be agile—both mentally and physically. Each show starts with a trivia quiz. Two teams of two players answer questions on history, entertainment, science and sports.

Teams can increase their scores by performing "physical challenges." This is where the fun and the mess begin.

Imagine riding a tricycle across a floor slimed with vegetable oil, or trying to catch a Ping-Pong ball with cymbals—while blindfolded.

Or how would you like to have 20 raw



Put on your rubber suit and goggles. When "Double Dare" comes on, it's time to get slimed.



Tunneling through table tennis balls (above) or sliding across chocolate sauce (right) can be difficult. Contestants wear helmets and goggles for safety.



The staff uses 425 gallons of whipped cream per day to make "gak." Obstacles are covered with gak.

eggs cracked on your forehead?

"It's true our show has a certain degree of slapstick comedy," says Marc Summers, the show's host. "But we never make fun of youngsters or treat them as being stupid."

The team scoring the most points in the show's first half qualifies for the supreme test: the obstacle course.

A typical obstacle is In One Ear, a giant head with two ears glazed with a slimy wax. Another one, Big Squeeze, is a nine-foot tube of toothpaste. The Popcorn Popper is an oil and plastic-foam contraption filled with globby grease.

"Some kids really enjoy getting covered with gak," Summers says. "It's a status symbol with their friends."

The show's contestants do have one common complaint.

"The floor is too slippery," says Bubba. "Once you've gone through the first obstacle, it's tough to stand up."

For safety, all obstacle course contestants must don parachute pants, helmet, goggles, and knee and elbow pads.

But that does not protect you from getting gak in your hair and ears, say twins David and Tradd Sanderson, 13, of Satellite Beach, Fla. David adds, "I got smeared with lime juice."

Even host Summers gets into the act. On a recent show, a celebrity guest shoved him into a huge vat of chocolate pudding.

"As a prank on another show," laughs the good-natured Summers, "crew

members hit me with 25 cream pies. I had pie coming out of my ears for three days."

Once the show ends, the kids take showers at the studio.

"You shower with your clothes on," says Clegg.

Win or lose, the contestants are instant heroes to their friends and schoolmates.♣

KIDS' FAVORITE

"Super Sloppy Double Dare," seen daily on 154 TV stations, is taped before a live audience at Universal Studios in Orlando, Fla.

"Double Dare," now in its third season, is the highest-rated live action show for kids aged 8 to 15. It's produced by Nickelodeon Cable Network, in association with Fox Television Stations, and syndicated nationally by Viacom.

Foreign versions of the program are produced in French Canada, England, Holland and Australia.

How did the show get started?

"Research showed that kids were watching game shows like 'Wheel of Fortune.' So we decided to make a game show just for them," says host Marc Summers.

After two years in Philadelphia, the show moved to a larger studio in Orlando earlier this year. Next spring, "Double Dare" moves into a huge Universal soundstage. That will increase the audience size to 450.

"Parents aren't allowed to sit in the studio audience," says Debbie Perkins of Winter Park, Fla., whose son, Bubba, slopped his way through a show. "They put us in a trailer, and we had to watch on a TV monitor."♣

FOR THOSE WHO DARE

Would you care to play "Double Dare"? If so, getting on the show won't be easy.

You must be 10 to 13 years old. Talent scouts hold tryouts at public and private schools—mostly in Florida, where the show is taped.

Auditions are held less frequently in other states. They are announced in advance in newspapers and on TV stations that broadcast "Double Dare."

So far, auditions have been held in Seattle, San Diego, Los Angeles, Denver, Tulsa, Dallas, Houston, Minneapolis, Detroit, Syracuse, Hartford and Washington, D.C.

"So many kids turned out in Washington that they completely shut down a shopping mall," says supervising producer Michael Klinghoffer.

What happens at the auditions?

"They ask you a lot of questions," says past contestant Brian Caputo.

Another former contestant, David Sanderson of Satellite Beach, Fla., says, "They asked me to do a little dance." His twin brother Tradd had to pretend that he was a tube of toothpaste.♣

Slime time! A contestant gets covered in goo trying to catch a stream of gunk in a glass balanced on his head. Winners of "physical challenges" like this go on to the dreaded obstacle course.



Every boy and girl in the world enjoyed the holiday—everyone except an 11-year-old living at the North Pole.

Christopher's Crummy Christmas

BY KRISTINE KATHRYN RUSCH

Illustrated by Greg King

CHRISTOPHER swung off the snowmobile, stepping onto hard-packed snow. Mrs. Svenson looked down at him. Snow dusted her eyebrows. Blonde hair curled out from under her cap.

"Sure you don't want me to talk with your folks?" she asked.

Christopher shook his head. She asked every year, and every year he said no. When he was little, he used to cry. Now the 11-year-old told himself he was too old for that.

Mrs. Svenson smiled. "Then I'll see you tomorrow."

He nodded. She always had students over to her house on Christmas morning. The parents liked it because they could sleep late after months of hard work.

She drove off. He was glad she didn't say "Merry Christmas!" It always seemed wasted on him.

Taking a deep lungful of cold Christmas Eve air, he stared at his home.

Snow rested on its shingles like icing on a gingerbread house. Tiny flickering lights decorated the windows. Ornaments hung from the evergreen trees. Statues of Rudolph and the reindeer gang stood on the lawn. Along with the snow, all this stayed year round.

The house was dark inside. Christopher's father worked all night every

Christmas Eve. When he finally returned to the North Pole the next day, he was tired, and slept for 24 hours.

His family opened their Christmas presents a day late, and it just was not the same. His dad's heart never seemed in it.

A shiver ran down Christopher's back. He had promised himself that if his parents did not pick him up at school today, he would do something.

They never came, of course. Mrs. Svenson had dropped him off on her way home. So it was decided—he would break the sleigh.

He had good reason, he thought. All the other kids enjoyed Christmas on time. His dad flew around the world in that stupid magic sleigh, making every boy and girl smile on Christmas morning.

But Christopher spent every Christmas morning at his teacher's house with elfin children. Some of the elves teased him, because he was bigger than them.

Christopher turned his back to the house and walked the few yards to the compound.

Elves dutifully packed toys in sacks labeled for towns and cities on his dad's worldwide route.

The reindeer rested nearby, soaking up the excitement. Vixen saw Christopher and jingled her bridle bells.

Born on the same day, she was the clos-

est thing to a friend he had. They had played until his father said Vixen was old enough to ride with the rest of the reindeer. She had found it an honor. But Christopher never felt more alone. Now they rarely talked.

"Merry Christmas," Vixen called before he could turn away.

Head elf Sven Oxenjerna stopped stuffing gift-wrapped toys into a sack marked EUGENE, OREGON, and waved. Christopher pretended not to see.

He went to the garage. The sleigh was inside, its white sides glistening, its silver runners shining. No one worried about the sled after November. It had to be ready by then, because toy-making took top priority.

When Sven had painted and polished the sleigh, Christopher had watched—and asked questions.

The sleigh, Sven told him, flew for three reasons: his father's great want to give, the powerful will of the reindeer to travel, and the sleigh's ability to use the unwavering belief of children from around the world. All were picked up by the sleigh's Belief Receptor.

Christopher had known that. But he had never seen the receptor. Sven showed him the square metal box on the underbody.

Now Christopher grabbed a screwdriver off the worktable and crawled under the sleigh. As he reached for the receptor, he





It did
not seem
fair that
all the other
children got
Christmas every year
and he never did.

thought he heard jingling bells.

"Christopher?"

Vixen! Christopher instantly slid back out and stood up.

The reindeer stood in the doorway, snow covering her back and antlers. "What are you doing?"

Christopher didn't answer. He knew she knew from the look in her large brown eyes.

"It's not fair to the children," Vixen said, softly.

"Don't talk to *me* about fair. They get Christmas every year. I never do."

"But you have Christmas all the time.

For some kids it's the only special time they have."

"You don't understand," he huffed, and slid under the sled.

Bells jingled as she left.

If Vixen did not understand, Christopher thought, no one would.

He removed three of the Belief Receptor's four screws—and felt magic slip through his fingers and caress his face. It made him remember his father telling of kids who dreamed of Christmas Day and smiled at the thought of presents under the tree.

Christopher had seen pictures of kids living in crumbling buildings. Kids who never got toys. Kids whose parents were gone every day instead of once a year.

He put down the screwdriver, and swallowed hard.

Vixen *was* right. His life was so special he felt cheated when he had one bad day—instead of celebrating his 364 good days. So he would spend another Christmas alone. That was better than disappointing all the kids.

"Did I ever tell you why I deliver gifts?"

His father's voice boomed in the garage. Christopher jumped. He slid out slowly, expecting to be punished.

His dad sat on the workbench, his long white beard tangled and his hair standing up in tufts. He looked sleepy, but not angry.

"No." Christopher's hands trembled.

"Because I once received a Christmas present. Just one present. And it made me

want to give something back."

"What...what're you going to do to me?"

"Nothing." His father seemed almost happy. "I've actually been waiting for this day. If you're going to follow in my footsteps, you need to know what giving means."

"I know what giving means."

His father shook his head. "Not quite. When you stopped removing the screws, you took a step toward understanding."

Christopher tilted his head. How had his father known what he had felt? Did his dad have magic too?

"Suppose I want to do something else?" Christopher asked.

"Come with me tonight, then make up your mind."

Christopher's heart felt like it filled his throat. His father had never invited him, and he had stopped begging years ago.

"What if I don't want to?"

"Then I overestimated you." His father smoothed his hair. "I've got work to do. Be here on time if you want to ride along."

He left and suddenly the room felt empty. His father always dominated any space he was in.

Christopher looked at the sleigh. Ride along. Why not? It would at least make Christmas different—he would be with his father.

He took the screwdriver and slid back under the sled. As he carefully replaced the screws, a smile creased his happy face. ♣

TOYS 'R' US

OPEN 'TIL
MIDNIGHT
MONDAY - SATURDAY
LATE SUNDAYS
STARTING
NOVEMBER 20

You can only find it here...

BACK TO THE FUTURE II PART II



Action Products

BACK TO THE FUTURE II BATTERY-POWERED CAR

Available only at Toys "R" Us!
Detailed like sportscar in movie!
Includes 6V battery and charger.
Ages 4-7.

15999



JRL
**BACK TO THE FUTURE
II RADIO CONTROL CAR**
Detailed DeLorean roadster looks just
like time-traveling movie machine!
Ages 8-up. (9V, eight AA batteries not included)

4999

BACK TO THE FUTURE II™
TM & © 1989 Universal City Studios,
Inc. & Amblin.
Coming soon to a theater near you!

16 PAGES OF EVERYDAY LOW PRICES ON HOLIDAY GIFT IDEAS

I don't want to grow up,



NINTENDO ACTION SET
Amazing, lifelike graphics. With control deck, controllers, light gun, game pack.

9999

NINTENDO POWER SET
(Not shown) With Power Pad for dynamic foot control on special games, game pack, controllers, control deck.

14999



Nintendo®





ADVANTAGE JOYSTICK
Arcade-style joystick with turbo feature and slow-motion control. 1 or 2 person play.

3999



Wow... here's the world's biggest selection of Nintendo games with more new titles arriving right now!

TYCO R/C RADIO CONTROL



RADIO CONTROL TURBO AERO HOPPER

Aerodynamic design and sleek styling. Ages 8-up. (Battery pack sold separately)

59⁹⁹

9.6V BATTERY PACK & CHARGER . 29.99
9.6V NI-CAD BATTERY PACK19.99

RADIO CONTROL TURBO BANDIT

9.6V turbo off-roader swing-axle suspension. Ages 8-up. (9.6V battery pack sold separately)

69⁹⁹

RADIO CONTROL TURBO HOPPER

9.6V turbo off-roader. Ages 8-up. (9.6V battery pack sold separately)

59⁹⁹

- **ALABAMA**
Birmingham
Hoover
Huntsville
Mobile
Montgomery
- **ARIZONA**
Paradise Valley
Phoenix
Tucson
- **ARKANSAS**
Fort Smith
North Little Rock
- **CALIFORNIA**
Bakersfield
Chico
Fairfield
Fresno
Lancaster
Los Angeles
Moreno Valley
Redding
Sacramento
Salinas
San Bernardino
San Diego
San Francisco
San Jose
Thousand Oaks
Victorville
- **CONNECTICUT**
Danbury
Hartford
Waterbury
- **DISTRICT OF COLUMBIA**
Washington
- **FLORIDA**
Boca Raton
Fort Lauderdale
Fort Myers


- Gainesville
Jacksonville
Lakeland
Miami
Orlando
Pensacola
St. Petersburg
Stuart
Tallahassee
Tampa
West Palm Beach
- **GEORGIA**
Atlanta
Augusta
Columbus
Macon
Savannah
- **IDAHO**
Boise
- **ILLINOIS**
Aurora
Bloomington
Chicago
Fairview Heights
Joliet
Moline
Peoria
Rockford
Springfield
Vernon Hills
Woodridge
- **INDIANA**
Evansville
Ft. Wayne
Indianapolis
Lafayette
Merrillville
South Bend
- **IOWA**
Cedar Rapids

- Des Moines
- **KANSAS**
Overland Park
Topeka
Wichita
- **KENTUCKY**
Bowling Green
Lexington
Louisville
- **LOUISIANA**
Baton Rouge
Monroe
New Orleans
Shreveport
- **MAINE**
Bangor
Portland
- **MARYLAND**
Baltimore
Frederick
Salisbury
- **MASSACHUSETTS**
Boston
Springfield
Worcester
- **MICHIGAN**
Detroit
Flint
Grand Rapids
Lansing
Saginaw
- **MINNESOTA**
Blaine
Brooklyn Center
Maplewood
Southtown
- **MISSISSIPPI**
Biloxi
Jackson

- **MISSOURI**
Bannister
Bridgeton
Florissant
Independence
Mid Rivers
Springfield
- **NEBRASKA**
Omaha
- **NEVADA**
Las Vegas
Reno
- **NEW HAMPSHIRE**
Manchester
- **NEW JERSEY**
Northern
Southern
- **NEW MEXICO**
Albuquerque
- **NEW YORK**
Albany
Binghamton
Bronx
Brooklyn
Buffalo
Elmira
Long Island
Nanuet
Queens
Rochester
Syracuse
Utica
Yonkers
- **NORTH CAROLINA**
Charlotte
Durham
Gastonia
Greensboro
Raleigh
Wilmington
Winston-Salem

- **OHIO**
Cincinnati
Cleveland
Columbus
Lima
North Olmstead
St. Clairsville
Toledo
Youngstown
- **OKLAHOMA**
Oklahoma City
Tulsa
- **OREGON**
Eugene
Portland
- **PENNSYLVANIA**
Erie
Harrisburg
Lancaster
Philadelphia
Pittsburgh
Washington
Wilkes-Barre
York
- **RHODE ISLAND**
Providence
- **SOUTH CAROLINA**
Charleston
Columbia
Florence
Greenville
Spartanburg
- **TENNESSEE**
Chattanooga
Clarksville
East Towne
Johnson City
Knoxville
Nashville

- **TEXAS**
Amarillo
Austin
Beaumont
Corpus Christi
Dallas
El Paso
Forth Worth
Houston
Lubbock
Midland
San Antonio
Waco
- **VIRGINIA**
Hampton
Manassas
Norfolk
Richmond
Roanoke
- **WASHINGTON**
Seattle
Spokane
- **WEST VIRGINIA**
Clarksburg
Huntington
- **WISCONSIN**
Green Bay
Madison
Milwaukee



Prices may vary by store.
 Prices will vary in Puerto Rico.
 ENTIRE CONTENTS COPYRIGHT.
 TOYS "R" US. 1989

TOYS "R" US

a Toys "R" Us Kid!



A

SOLD ONLY AT TOYS'R'US



B

NIKKO

A. RADIO CONTROL DRAGON FIRE

Available only at Toys "R" Us! Full function buggy with impact-resistant bumper, knobby tires. Ages 8-up. (9V, four AA batteries not included)

24⁹⁹

B. RADIO CONTROL BIG BUBBA

1/14 scale off-road monster truck. 4-wheel drive, 2 speeds. Ages 8-up. (9V & rechargeable battery pack sold separately)

89⁹⁹



RADIO CONTROL MINI PANTHER
Independent front suspension. Ages 5-up. **9⁹⁹**
(9V, two AA batteries not included)



**RADIO CONTROL HAWG/
MIDNIGHT CRUSHER**
Electronic torque-splitting system. Ages 8-up. (Ten AA batteries not included) **199⁹⁹**

TOYS'R'US

I'm a Toys "R" Us Kid...

TURBO GRAFX-16

The next generation of home video games! 16-bit graphics processor allows faster sequences, new levels of play, and a broader range of colors and images. Game included.

19999



WITH
"KEITH
COURAGE"
GAME!



COMPACT DISC PLAYER
Provides superior sound.
Compatible with all CD's. **39999**



NEC

WE'RE
YOUR
COMPLETE
CENTER
FOR TURBO
GRAFX-16
GAMES



SEGA®



WITH
"ALTERED
BEAST"
GAME!

SEGA GENESIS SYSTEM

The new dimension in video game play! Uses powerful 16-bit arcade technology plus stereo sound for the ultimate home system. Includes Altered Beast game.

18999



POWER BASE CONVERTER
Allows you to play more than
80 games originally designed
for the Sega Base, Master
and SegaScope systems.

3499



ALL THE NEW GENESIS GAMES!

TOYS 'R' US®

There's a million toys



OUT RUN
Electronic LCD video game on an authentic car console! 5 races in all, super sound effects. Ages 8-up. (Two AA, C batteries not included)

29⁹⁹



TIGER ELECTRONIC TOYS

SUGAR RAY LEONARD TALKING BOXING

Electronic LCD video game with super sound effects. Ages 8-up. (Two AA, C batteries not included)

49⁹⁹



AFTER BURNER
Electronic LCD video game built on authentic F-14 fighter controls. 18 levels of play, amazing sound. Ages 8-up. (Two AA, C batteries not included)

39⁹⁹



A. BATWING
Action features like rocket launcher and scissors device. Ages 4-up.

19⁹⁹

B. BATCAVE
Stairs, radar dish, collapsing bridge, boulders, bottomless pit. Ages 4-up. (Figures sold separately)

24⁹⁹


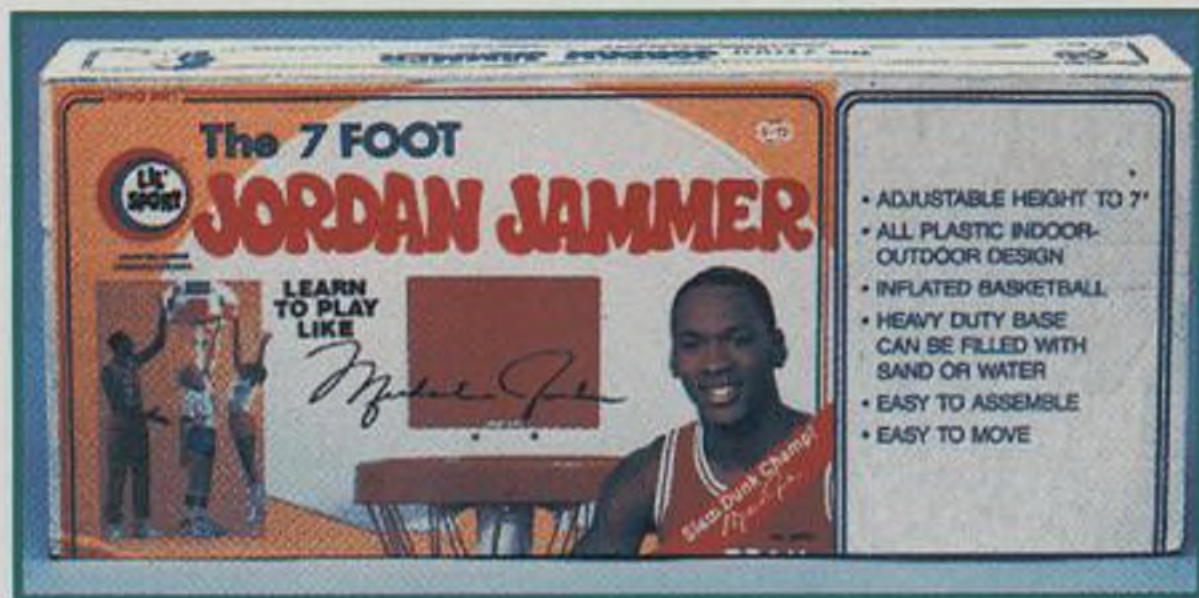
C. BATMOBILE
Concealed rocket launchers fire soft, safe rockets. Ages 4-up. (Figure sold separately)

16⁹⁹

D. DC COMICS SUPERHEROES
Assortment of good and bad 4 3/4" figures, many from new Batman movie! Ages 4-up.

3⁹⁹
Each

at Toys "R" Us...



**L'IL SPORT
JORDAN JAMMER**
Adjustable rim, telescoping 7' pole adapts to child's level. Includes ball and poster. Ages 5-12.

3999



ETCH-A-SKETCH ANIMATOR
Brings drawings to life! 12-frame memory creates real moving pictures. Ages 6-up.
(Four AA batteries not included)

4999



DYNA-MIKE
New electronic musical toy lets you change voice pitch, be a musician, munchkin or monster.
Ages 6-up. (Two C batteries not included)

3999



TOYS "R" US

We've got the best



SCATTERGORIES
Match different categories with words that begin with the same letter. For example, roll an "R" then name a U.S. city: "Rochester!" Ages 12-up.

23⁹⁹



CROSSFIRE
Rapid-fire, sharpshooting marble showdown for 2 players. Ages 6-up.

22⁹⁹

TUBA-RUBA
The body action game! For one or more players. Ages 8-up.

13⁹⁹

WIN, LOSE OR DRAW
High speed game of sketching and guessing! For three or more players. Ages 12-up.

15⁹⁹

TRUMP, THE GAME
Enter the world of Donald Trump and learn the art of the deal. For two or more players. Ages 12-up.

19⁹⁹

JENGA
Keep the tottering tower from toppling! For two or more players. Ages 6-up.

14⁹⁹



for so much less,

ENCORE

Party sing-off game. A real show-stopper. For four or more players. Adults.

16⁹⁹



NERF BLAST-A-BALL

Shoot foam balls from blaster and try to catch or tag. For two players. Ages 5-up.

19⁹⁹



CLUE MASTER DETECTIVE

Super sleuth version of classic game of detection. For three to ten players. Ages 10-up.

19⁹⁹



TRIVIAL PURSUIT THE 1980'S EDITION

Prove your knowledge of current events since 1980. For two to six players. Ages 12-up.

24⁹⁹



DARE!

Wacky game of true and false questions. For four to eight players. Ages 13-up.

19⁹⁹



NERF FENCING

Learn how to fence in safety! Foils made of foam. For two players. Ages 8-up.

14⁹⁹



TOYS 'R' US

From bikes to trains

Fisher♥Price



ELECTRONIC GUITAR

Real guitar sound; play chords or single notes on strum bars. Ages 5-up. (Four C batteries not included)

59⁹⁹

ELECTRONIC KEYBOARD

Full size keys, real piano sound, playback, 2 demo songs. Ages 5-up. (Four C batteries not included)


59⁹⁹



BASKETBALL

Wheeled base for easy storage; includes ball. Ages 3-up.

36⁹⁹



BASEBALL SET

Spring-back batting tee, bat, 3 balls, base. Easy built-in storage. Ages 3-6.

16⁹⁹



ROLLER SKATES

"Full stop" setting allows beginners to walk; 3-way wheel control. Sizes 6-12.

14⁹⁹

to video games,



BOY'S 20" BMX CHALLENGER

Tubular fork, BMX saddle, coaster brake, lifetime frame warranty.

5999

BOY'S 24" ENDURO ALL-TERRAIN BIKE

Lifetime frame warranty, dramatic new colors and design.

9999

- Troxel*
CHILD'S HARDSHELL HELMET **19.99**
- ADULT HARDSHELL HELMET... **24.99**
- BSI*
YOUTH JAMMER HELMET..... **24.99**

WEAR A SAFETY HELMET WHEN YOU RIDE



LIONEL



HEAVY IRON ELECTRIC TRAIN SET WITH GEOFFREY GIRAFFE CAR

Six-unit, .027 gauge set with die-cast locomotive and working crossing gate. Ages 8-up.

19999

TOYS 'R' US

It's the biggest toy




SECRET AUTO SUPPLIES BATTERY/AIRPORT
Real-looking car battery transforms into a Micro Machines airport playset. Ages 5-up. (Cars sold separately)

16⁹⁹



SECRET AUTO SUPPLIES MOTOR OIL/LUBE SHOP
Realistic oil can opens into action playset. Features working lift, 3-level garage. Ages 5-up. (Cars sold separately)

6⁹⁹



SECRET AUTO SUPPLIES CAR WAX/DETAIL SHOP
Can transforms into custom vehicle care shop. Ages 5-up. (Cars sold separately)

6⁹⁹

galooob®



A. MICRO MACHINES SEMI TRUCKS
Authentic trucks with tilt-open cabs, detachable trailers and loads. Ages 5-up.

4⁹⁹
2-Pack


B. MICRO-MACHINES VEHICLES
Miniature free-wheel cars, boats, planes! 41 exciting styles. Ages 5-up.

4⁹⁹
5-Pack

C. MICRO MACHINES CITY SCENES PLAYSETS
Each with light-up windows and 2 vehicles. Four styles. Ages 5-up. (Two AA batteries not included)

9⁹⁹
Each

store there is...



A. HOT WHEELS SUPER CHANGERS
Superfast on and off road racers you can customize for optimum performance. Ages 5-up. (Batteries sold separately)

799
Each

B. CUSTOMIZER SLICK TIRES
Quick-change slick racing tires with chrome mag wheels for high speeds.

299

C. CUSTOMIZER OFF-ROAD TIRES
White Baja style wheels, awesome knobby tires. Body jacker spacer.

299

D. CUSTOMIZER HIGH SPEED MOTOR
With detailed engine cover; for top speeds of 300 MPH (Super Changers Scale).

399

E. HIGH TORQUE MOTOR
Perfect for mastering tough off-road terrain; detailed engine cover

399



MATTEL

B

A



Hot Wheels



C

A. HOT WHEELS MICRO COLOR RACERS HILL CLIMBER
Twin turbo boosters propel racers straight uphill and through challenging course. Includes 2 cars. Ages 5-up.

1599

C. HOT WHEELS MICRO AIR DEFENDERS
Six-pack. Color change spy planes with hand-control flight stick. Ages 5-up.

499



D

B. HOT WHEELS LOOP & SPLASH
Includes 2 Micro Color racers. Winner jumps pond at finish, loser doesn't. Ages 5-up.


999

D. MICRO COLOR RACERS
Four-pack. Ultra-fast, color-changing mini machines. Highly detailed. Ages 5-up.

499

TOYS 'R' US

More games,



A. CONNECTABLES PLAYSETS

Assortment. 4 highly detailed playsets with working parts, snap-in features. Ages 4-up. (Vehicles sold separately)

5⁹⁹
Each

B. CONVOY TRUCK PLAYSET

Giant, free-wheeling transporter with working crane. Ages 4-up. (Vehicles sold separately)

21⁹⁹

C. CONNECTABLES, 5-PK 4.99



BAJA RUN MR1 ELECTRIC ROAD RACE SET

Race the 2 Grasshopper cars between mountains, around hairpins, through a tunnel. Ages 7-up.

49⁹⁹



more toys, oh boy!



The image displays the Aurora AFX Devil's Ditch Electric Road Race Set. The track is a complex layout with a loop, a straight section, and a ramp that drops into a 'devil's ditch' area. Two turbo trucks are shown on the track. A power supply unit and two hand controllers are also visible. A 'NEW' starburst graphic is in the lower-left corner. An inset image shows the product box with the text 'AURORA AFX DEVIL'S DITCH', '18 FEET OF HIGH PERFORMANCE TRACK', 'THE CLOSEST THING TO REAL RACING', and 'TOMY'.

**DEVIL'S DITCH
ELECTRIC ROAD
RACE SET**
18' of track plus 2 turbo trucks
and devil's ditch ramp.
Ages 8-up.

5999

AURORA AFX



The image displays the Aurora AFX Double Fire Electric Road Race Set. The track is a double-eight layout, featuring two parallel tracks that cross each other. Two cars are shown on the track. A power supply unit and two hand controllers are also visible. A 'NEW' starburst graphic is in the lower-left corner. An inset image shows the product box with the text 'AURORA AFX DOUBLE FIRE', '13 FEET OF UNBLENDED TRACKS BRING GREAT EXCITEMENT', 'THE CLOSEST THING TO REAL RACING', and 'TOMY'.

**DOUBLE FIRE
ELECTRIC ROAD
RACE SET**
High performance 13' double-
eight, racing in daylight or
darkness. Ages 8-up.

3999

AURORA AFX

TOYS 'R' US

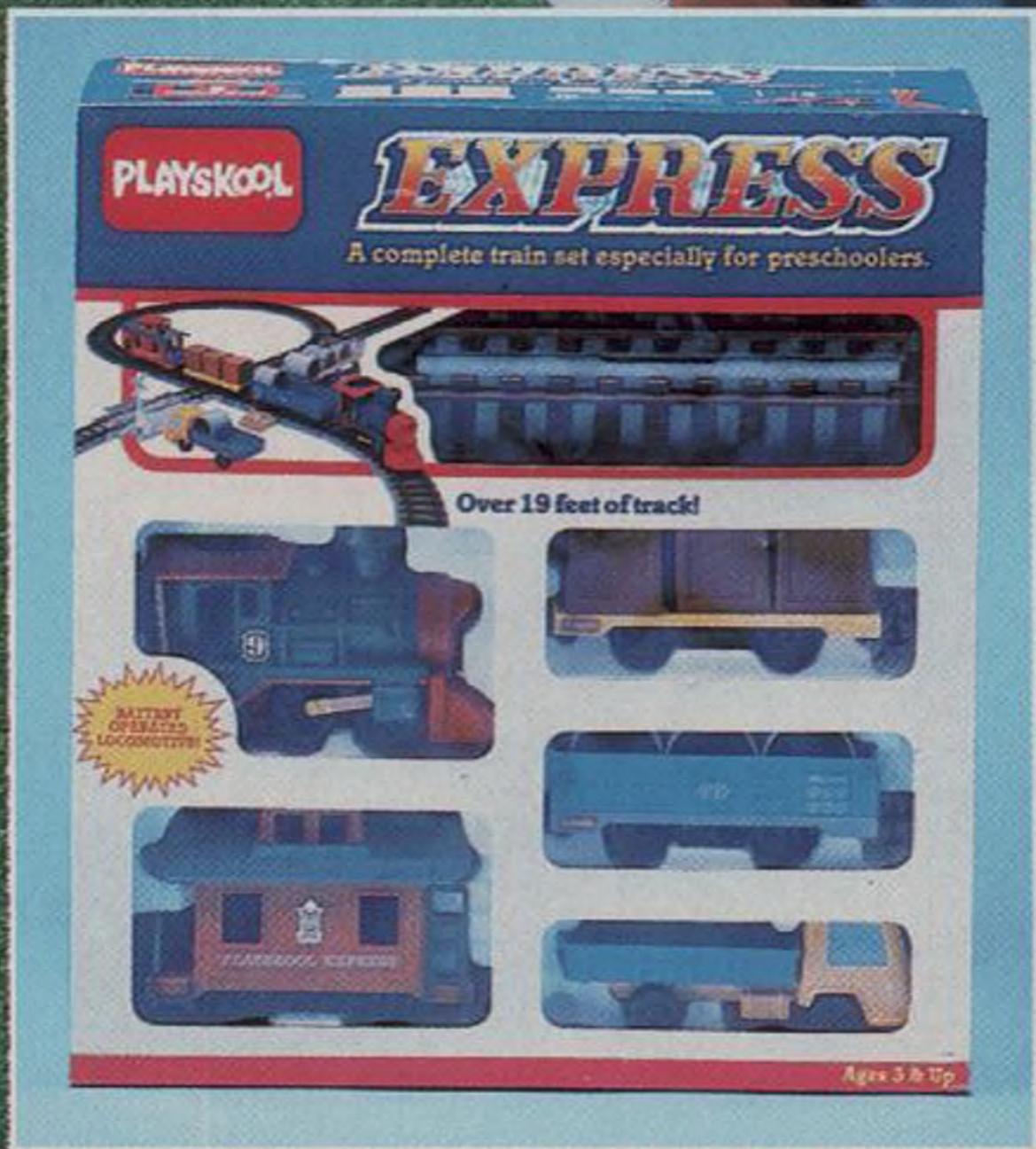
I want to be

PLAYSKOOL EXPRESS

Complete train set made just for preschoolers. Battery-powered loco with working light, 19' snap-together track. Ages 3-up. (Four C batteries not included)

6999

PLAYSKOOL



MIKE SINGLETARY:

Feeling the Joy of Football



When Mike slams into an opponent for a tackle, he feels no pain. "I feel joy," he says.

BY HAL HIGDON

THE eyes: wide-open, glaring, darting left and right. The eyes of Mike Singletary are like laser beams scanning the playing field.

The Chicago Bears' middle linebacker crouches in position behind the defensive line. His hands chop the air. His feet tap-dance back and forth. He screams advice to his teammates.

Linemen collide, grunting, pads slapping. The quarterback drops back and hands off to the running back. A gap opens for an instant. Singletary's eyes zero in, and his body responds, filling the gap, meeting the back head on. SMAACK!!! No gain.

That happened to Eric Dickerson of the Los Angeles Rams during a key drive of the 1984 playoffs. Singletary dropped him for a 1-yard loss, forcing a punt. The Bears won the playoff and later the Super Bowl. "I don't feel pain from a hit like that," says Singletary. "I feel joy."

When Mike Singletary joined the Bears, he was nicknamed Chainsaw because of how he tore into ballcarriers. During college, the six-foot-tall 225-pounder had cracked 16 helmets in collisions.

Some teammates have also called him Mr. Intensity, only in part because of his piercing eyes. That name mostly refers to Singletary's intense drive to succeed.

As a boy, Mike suffered from bronchitis, pneumonia, frequent head colds and earaches. But he loved football.

Opposite: "Mr. Intensity" is known for his piercing gaze, but he also can flash a warm smile after helping the Bears to a victory.

It causes him to lift weights and watch game films for hours at a time. The nickname that stuck, however, was Samurai! As in Japanese samurai warrior.

Singletary's eyes do have an Oriental look, though it is not clear why. One grandfather was Cherokee Indian, the other was German. One of his great-grandfathers was Mexican. About the mix, Singletary says, "That's what drives me today, my pride in my heritage and being an American."

Singletary has been selected five times as Pro Bowl starter, and has been named twice (1985 and 1988) the National Football League's (NFL's) top defensive player.

Among nine linebackers in the Pro Football Hall of Fame, three are Bears: George Connor, Bill George, and Dick Butkus. Singletary seems certain to join them.

In his autobiography, "Calling the Shots," Singletary says he wants to be "the best student, best father, best Christian, best football player. That's my single motivation in life, being the best."

Buddy Ryan, who coached the Bears' defense before becoming head coach of the Philadelphia Eagles, says: "Without a doubt, he's the most dedicated athlete I've ever seen. Plenty of football players pay lip service to watching [game] film. But they don't study it like Mike."

Bears coach Mike Ditka states: "Mike Singletary is one of the keys to this football team. He's a leader, both for the defense and the offense."

When Singletary was born Oct. 9, 1958, in Houston, Tex., he seemed an unlikely football star. Until age 8, Mike was sickly, suffering from bronchitis, pneumonia, frequent head colds and earaches. He was the tenth of 10 children. His preacher father refused to allow any of Mike's older brothers to play football.

Mike, however, loved the game. He would rush home from church each Sunday to watch the Dallas Cowboys on TV. When his father finally relented, Mike joined his seventh grade team, smallest on the squad at 5 feet 2 inches and 130

pounds. Singletary today jokes about his first play:

"As the fullback ran straight at me, I took the only sensible course—I ducked, throwing my hands in the air. He rambled over my body and into the end zone for six points."

Singletary grew in size, strength, courage and ambition. In 1977, he was good enough to earn a scholarship to Baylor University. His intensity rankled one older lineman, who challenged him: "Are you trying to be an all-American or something?"

Singletary responded calmly: "As a matter of fact, I am."

He achieved that goal in both his junior and senior years. He also was runner-up for the Lombardi Trophy, given to the nation's top lineman. In four years at Baylor, Singletary averaged 15 tackles per game.

But, as the NFL draft approached, many scouts considered Singletary too short and too slow. Not Bears scout Jim Parmer. Visiting Baylor, he was told by Singletary: "Mr. Parmer, if you draft me, I'm going to be the best linebacker in the NFL."

Nobody took Singletary in the first round, but the Bears traded up to claim him in the second. For most of 1981, Singletary stood idly on the sidelines. Defensive coach Buddy Ryan hated to start rookies.

But Singletary practiced hard off-season and soon mastered Ryan's complex defense. In 1983, Singletary started every defensive play, sometimes even covering wide receivers on goal-line patterns.

Singletary speaks frequently to youth groups during the off-season about the dedication necessary to succeed.

"You'll get a lot of great opportunities in your life if you don't take shortcuts," he says.

"Work hard in school, stay away from drugs," he continues. "Be careful in choosing your friends, because when you choose your friends, you choose your life style."

Singletary's on-field goal was to be "toughest, nastiest and meanest." Yet

when *Sports Illustrated* magazine named the NFL's 10 cleanest players, he was disappointed to be ranked *only* second. "I thought I'd be No. 1," he said. "I don't want to give any cheap shots. That's not what football is all about."

Singletary, married with one child, is a homebody. He has remodeled his basement into a combination workout and video room for watching game films. He spends hours studying his own play.

"I want to be able to look at a game film one day and see no mistakes, everything 100 percent perfect," he says.

At the same time, he searches for the weaknesses of others. "There is always one lazy lineman or someone to give the next play away," he notes. "Sooner or later, I'll find that weak link on film. Then we'll exploit it."

Despite the honors lavished on him as an individual, Singletary considers football a team sport. Victories can be achieved only if offense, defense and the special teams mesh.

In 1988, the Bears allowed the least points (215) among NFL teams, ranking second in total defense.

Singletary led the team with 170 tackles, his best year as a Bear. More than that, according to teammate Ron Rivera, "He was the glue that kept us together."

As he started the current season, Singletary said he expects to play two more years and, he hopes, go out on top: "The next two years I'm going to put myself on the line."

Since the 1984 season—capped by their Super Bowl victory—the Chicago Bears have had the best winning record in professional football, due in no small part to their middle linebacker and key to the defense.

"I just want to be known as a person who does the job," says Mike Singletary. But right now in the NFL, nobody else does that job better.♣

Opposite: Roger Craig of the San Francisco 49ers is bound to go down after Mike latches onto him. Singletary has twice been named the NFL's top defensive player.




These super-sniffers save lives. They can smell out an avalanche victim buried under several feet of snow.



Right: As rescue dog Ollie watches, Post 73 Advisor Miles Holman inspects the entrance to a snow cave used for rescue training. Below: After a long day, dog and trainer head to a Snow Cat vehicle for a ride home.



Avalanche Dogs to the Rescue



BY RICHARD M. ROMNEY
Photographs by Jeff Allred



THE rescue team had to move fast. An avalanche had roared through Guardsman Pass in northern Utah. Now, somewhere beneath a field of snow, five Scouts lay buried.

Immediately, the Salt Lake County Search and Rescue team went to work. There was no time to waste. Depending on how tightly the snow is packed around

him, an avalanche victim can survive for days—or suffocate in minutes.

First, the rescue team asked witnesses where the victims were last seen and what color clothing they were wearing. Then they scanned the avalanche area for clues.

“Sometimes a person will be able to get a hand up,” said Dan Davis of the search and rescue team. ▶ ▶ ▶



But not this time. The rescuers saw no sign of the victims. The next step was to sweep the area with a transceiver. It can pick up beeps from electronic beacons that some of the victims may have been wearing. But no beeps were heard. It was time to bring in the dogs.

Dogs are almost always better than people at finding avalanche victims. Avalanche rescue dogs are trained to pick up a scent through several feet of snow, then dig toward the victim or stand on the spot until rescuers arrive with shovels. Most any breed of dog can do it. But here in the Rocky Mountains, the dog of choice is the German shepherd. The breed has strength, agility and endurance.

"We need a durable, all-around type of dog," Dan explained.

Each dog behaves differently—perhaps moving its head or tail a certain way—when it detects something in the snow. The handler must be able to interpret these movements precisely.

As the dogs searched for the buried Scouts, other members of Troop 73 and Post 73 of Salt Lake City, Utah, chartered to Parleys First Ward, Church of Jesus Christ of Latter-day Saints, formed a "probe line." This method covers every foot of a given area of snow.

Moving across the area in a row, the Scouts pushed poles into the snow, feeling for solid objects. They stayed quiet, in case a victim was calling out.

But the dogs, not the boys, found the buried people first. The victims were unhurt. Soon they were sitting on a Snow Cat vehicle, eating doughnuts and drinking hot chocolate.

They laughed about how helpless you

feel when a dog licks your face while your hands are still under snow.

As you may have guessed, the "avalanche" in Guardsman Pass, a remote location near Salt Lake City, was not really an avalanche at all. It was a training exercise.

Tyler Olsen, 14, a Life Scout with Troop 73, organized the exercise as part of his Eagle service project on safety in the backcountry.

Tyler arranged for Scouts to serve as live "victims" for the event. The Scouts dug snow caves to hide in. The entrances were lightly covered with snow, so they could not be seen.

Before the drill began, Tyler showed the troop films on snow safety, and he got the search and rescue team to train the Scouts in winter survival.

The Scouts learned about frostbite, hypothermia, and dressing for cold weather. They learned about carrying a "beeper" and probing poles, and about proper methods for digging snow caves.

The Scouts also learned that anyone intending to travel through mountainous backcountry in winter should first call an avalanche forecast center for a daily avalanche report.

Following the avalanche drill, Arthur Miyazaki, a deputy in Salt Lake County Search and Rescue, told the Scouts:

"In a critical situation, we have to move quickly. Practicing like this gives us a chance to sharpen our skills."

Rob Christiansen, 12, another Life Scout in Troop 73, nodded his head in agreement. "Even if you're not ever in an avalanche," he said, "it's important to know how to help. That's what Scouting's all about—being prepared." ♣



Above, Right: Having caught the scent of "human," dogs rush to the spot where the victim is buried. Left: Accident "victims" Rob Christiansen (at left) and Clark Whisenant, with fake injuries.



Above: Scout Dave Brinton, after being located by the rescue dogs, is helped out of the snow.



Can the ace detective
foil a phony deal
to con the
neighborhood kids?

M Y S T E R Y

The Case of Black Jack's Treasure

BY DONALD J. SOBOL

Illustrated by Bill Basso

LEROY "Encyclopedia" Brown did more than help his father, Idaville's police chief, solve crime mysteries in their seaside town. Encyclopedia also helped neighborhood children.

Summers, and every weekend between, the 10-year-old hung a sign on the family's garage door:

BROWN DETECTIVE AGENCY
13 ROVER AVENUE
LEROY BROWN, PRESIDENT
NO CASE TOO SMALL
25¢ PER DAY
PLUS EXPENSES

Another case came on Saturday, as he and his assistant, Sally Kimball, biked past Idaville Golf Course and spied Otis Dibbs in *pants*.

The detectives pedaled over for a closer look. Otis mostly wore swimsuits, sometimes a wet suit. But never pants.

Otis recovered golf balls from the course's ponds and streams. He washed them first, then sold them to players want-

ing cheap ones to lose again.

"What's wrong, Otis?" Sally said.

"Not a thing," Otis assured her. "Fact is, I'm retiring. Goodbye snakes, snapping turtles and soggy shorts. Easy life, here I come!"

"Did somebody leave you a lot of money?" Encyclopedia asked.

"Nope. But soon I'll be independently wealthy. Wilford Wiggins called a 5 o'clock secret meeting by the 16th hole. He promised we'll be so crazy rich we can buy our own candy store!"

"Not Wilford again," Encyclopedia said, painfully.

Wilford Wiggins was a high school dropout too lazy to stretch. He spent mornings in bed dreaming up ways to con kids out of their savings.

But Encyclopedia always foiled Wilford's phony deals.

"How is Wilford going to make you rich today?" Sally asked. "With a ball that throws itself?"

"He didn't say," Otis answered. "He just promised to put us close to a good thing."

"Probably not close enough to touch," Encyclopedia said.

"Wilford may be telling the truth this time," Otis protested.

"When has Wilford told the truth?" Sally demanded.

Otis suddenly looked worried. He took a quarter from his pocket. "I'd better hire you guys to make sure I'm not cheated."


"It's nearly 5 now," Sally noted. "We'd better go."

Just off the 16th hole, Wilford Wiggins stood beside a huge old tree. A crowd of boys and girls gathered round.

"Move in closer, everyone," Wilford shouted. "I don't want any of my young friends to miss this once-in-a-lifetime chance—"

He broke off when he saw Encyclopedia and Sally with Otis, then recovered quickly. "Even nosy-bodies not invited to this secret meeting." ►►►

From an Encyclopedia Brown book to be published in 1990 by William J. Morrow & Company Inc.



The

more shares you buy," Wilford said, "the more treasure you get!"



He pulled a sheet of paper from a sack at his feet and held it above his head.

"Do you know what this is?" he cried. "It's a map telling where Black Jack Lefever buried his *treasure!*"

Everyone in town had heard of Black Jack Lefever. Legend held that after the pirate buried his fortune 10 feet from a young tree, he had carved his name in the tree's trunk.

Wilford said, "This copy of a page from his ship's log tells how to get from that tree to the buried treasure."

"So what?" hollered Otis. "Every gift store in Idaville sells copies. We need the *tree* with Black Jack's name."

"Right, friend," Wilford said. "And nobody's found the tree—till yours truly! *It's this one!*" He tapped the tall oak beside him. "With Black Jack's directions and this tree, we can find the treasure!"

"What are we waiting for?" Otis shouted. "Let's dig."

"Wait! I don't own this land," Wilford pointed out. "Anything we find, we'll have to give back." There were murmurs. Wilford waited before adding: "But *we* can own the land if each of you buys a share in

the treasure. I'm asking a mere \$5 per share. The more you buy, the more treasure you get."

"First show us Black Jack's name on the tree," Otis hollered.

"It's up there," Wilford said. "According to his ship's log, Black Jack carved it when the tree was only about eight feet high—more than a century ago. The tree has grown so tall it's hard to see the carving from the ground."

Wilford pulled binoculars from the sack. He handed them to Otis. "Look."

Otis peered through the binoculars, raising them slowly along the trunk till they pointed to a spot some 20 feet high.

"I can read something," he gasped. "It's —*B J Lefever!*"

The binoculars were passed around eagerly. Each child saw the carved name. Yelps of glee were followed by yelps of greed.

"Remember, don't tell anyone," Wilford warned. "If our secret gets out, the price of this land will soar. Some big-shot millionaire will snap it up and own all the gold and jewels."

The children swore themselves to se-

crecy. They lined up to buy shares in the treasure.

"Hold on to your money," Encyclopedia said. "Black Jack didn't bury his treasure here."

HOW DID ENCYCLOPEDIA KNOW?

HOLD PAGE TO A MIRROR FOR THE SOLUTION TO "THE CASE OF BLACK JACK'S TREASURE"

To carry off his loot, Wilford Wiggins had to prove that his tree was the one mentioned in the ship's log by Black Jack Lefever.

The pirate wrote that he had carved his name on a small tree as a guide to the buried treasure.


Naturally, after more than 100 years, the tree grew tall. So Wilford figured Black Jack's name would now be high above the ground—and carved "B J Lefever." So let's up.

That was Wilford's mistake! As Encyclopedia knew, a tree grows higher mainly from the top. A mark on its trunk will stay about the same height no matter how tall the tree grows. ♣

WOODY


WEBELOS

WEBELOS ACTIVITY:
READYMAN



DINK and DUFF

CUB SCOUT THEME:
INVENTION CONVENTION



HEY, DUFF! WHAT ARE YOU GOING TO INVENT FOR THE PACK'S INVENTION CONVENTION?

YEAH, DUFF—WHAT?


WELL...I'VE BEEN THINKING ABOUT A PORTABLE COOLER FOR SINGLE SODA POP CANS, FOR HIKERS AND JOGGERS!



DUFF THIS AND DUFF THAT! NO ONE ASKS ME, ARGYLE A. ASHMORE, WHAT I'M GOING TO INVENT!



BUT I'M ACCOMPLISHED! I CAN PLAY THE FRENCH HORN!




I CAN WRITE POETRY:

THE POLLIWOG IS SMALL AND HARMLESS—NOT ONLY FOOTLESS BUT ALSO ARMLESS. BUT SOON HE'LL HOP ACROSS THE BOG WHEN HE BECOMES A FULL-FLEDGED FROG.


GOOD SUBJECT!







I CAN NAME THE NINE PLANETS IN ORDER OUTWARD FROM THE SUN: MERCURY, VENUS, EARTH, MARS, JUPITER, SATURN, URANUS, NEPTUNE AND PLUTO!



IN SHORT, I'M AN ALL-AROUND GUY!




SO HOW COME DUFF IS ALWAYS THE STAR?




TIGER CUBS

TIGER WANTS TO HELP SANTA GET HIS SLEIGH READY. BUT THE REINDEERS' ANTLERS ARE ALL TANGLED UP. CAN YOU FIND WHICH FLAG BELONGS TO WHICH REINDEER? WRITE THE CORRECT NUMBER ON EACH REINDEER'S TAG.



**TIGER'S RIDDLE
FOR DECEMBER:**
WITH RUNNERS AND REINS
I GO FAR IN ONE NIGHT,
HAULING SANTA AND GIFTS
THROUGH THE SNOWY MOONLIGHT.
WHAT AM I?
SANTA'S SLEIGH.





CHRISTMAS GIFTS

BOYS' LIFE wishes you a very Merry Christmas and a Happy Holiday Season. On this page you will find a number of gift ideas and suggestions for your consideration. We suggest that you patronize BOYS' LIFE advertisers whenever you can, as they make it possible for us to give you the very best in each issue of BOYS' LIFE. Thank you, from all of us at BOYS' LIFE. Here are super gift ideas for 1989. More details on pages listed below.



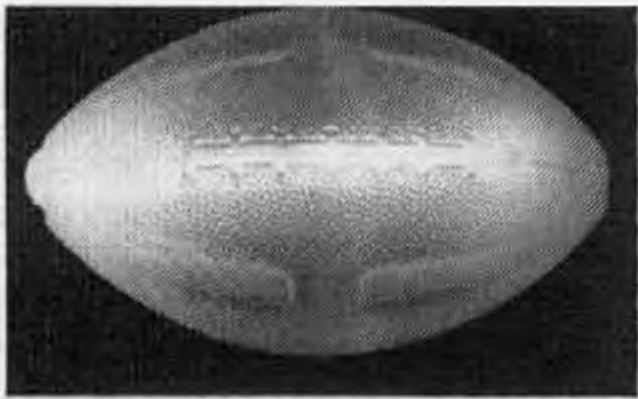
Introducing the first edition of NBA Hoops, the official NBA basketball card. Get the action and excitement of the NBA in every pack of NBA Hoops Trading Cards. To get your free checklist, just call 1-800-NBA-1235. See our ad on page 5.



BEESHU™, INC. presents the Ultimate™ Superstick. You can play arcade games with an arcade-style joystick. The Superstick features micro switch control and two independent Dial-A-Speed™ auto-fires, and slow motion switch. See the inside front cover.



RADIO SHACK. The gifts you really want are at Radio Shack. Give your Christmas wish list to Mom 'n Dad today. See our ad on page 7.



PICK POINT...The fun at night begins with Pick Point Sports Nitelite® products. They provide nighttime recreation for "All-American" families. Try our Nitelite SPACE DISC, WhiffleBall, Football, Golfball and many more. See ad on page 20.



DISTINCTIVE GAMES. Fishin' Time will help you and your friends participate in and maybe win a fishing tournament. See page 77.



The world's biggest toy store has 16 pages of super gifts in store for you beginning after page 42.



Now two players can go head-to-head, wireless! Playing games on your Nintendo Entertainment System® will never be the same with ACCLAIM'S DOUBLE PLAYER™ SYSTEM—the two-player set of wireless controllers that's great for single play and two-player head-to-head games. Twin turbo rapid fire for high scores, or slow motion for greater control. Is accurate up to 30 feet away! See the back cover.



Fly your own COX .049 powered line control "TOP GUN." Features authentic Navy colors and official "Top Gun" insignias. Get one at your favorite toy or hobby shop. See page 16.



Drive the COX .049 GTP Nissan. The engine burns Cox fuel. Gives you the excitement of real engine-powered racing and speed...over 30 m.p.h! You'll find it at major toy and hobby stores. See page 17.

MODEL RECTIFIER CORPORATION. MRC-Tamiya's Grasshopper II, one in the series of 1/32-scale Lightning Racers. Featuring aerodynamic styling, 4-wheel drive, electric motor. Snap-together, available accessories for customizing. See page 11.

MODEL RECTIFIER CORPORATION. Not a toy. A 1/10-scale model; precision kit • 5" tires • Electric motor • Heavy-duty suspension • Sealed gearbox. (Needs 2-channel radio-control system and ni-cad batteries, not included.) See page 11.



NEC. Experience the awesome graphics and sound of TurboGrafx-16, the higher energy video game system from NEC. See page 9.



Play like the pros on Huffy Sports' new superstrong graphite backboard with truer rebounds. Exclusively endorsed by the NBA. See the inside back cover.



With the CAPSELA® Science Discovery System of interchangeable parts and "see how it works!" booklet, you can snap together dozens of motorized models. Like fire engines, hydrojets that spray water, submarines, and others. Sets available in all sizes. See our ad on page 19.

Practicing survival skills in realistic situations
will better prepare you for
an actual disaster.

Scout Program: Wilderness Survival



Survive With What You Have

BY JON C. HALTER

Photographs by Brian Payne

Featuring the Scouts of Belmar Elementary School's Troop 135, Lakewood, Colo.

BLIZZARD STRANDS hundreds of motorists." "Air crash survivors missing in mountains." The headlines above announce natural and human-caused disasters.

People caught in a disaster may have to survive on their own for hours, or days, until help arrives. Would YOU be prepared? If you were stranded in the wilderness with no supplies, how would you get safe drinking water? What would you eat? Could you make a shelter?

A Survival Weekend

When your troop chooses "Wilderness Survival" for its monthly program feature, you will get to practice survival skills in troop meetings. You'll have a chance to use them during a "Survival Weekend."

A highlight will be mock disaster scenarios. Leaders will describe an accident or disaster to each patrol, and list the available supplies. You will determine how to use those supplies.

Flood! Lost Scouts! Downed Aircraft!

Here are some situations you might face on Survival Weekend:

The flood. A flash flood washes away your patrol's wilderness campsite. Patrol members escape the raging waters by scurrying up some tall trees. But you've only managed to save one canteen of water, a flint and steel set, two blankets, a poncho, 100 feet of quarter-inch rope, and a personal first-aid kit.

You are 10 miles from a ranger station, and your leaders were fishing upstream when the flood happened.

How would you survive for two days?

Lost Scouts. On a nature hike, you and a buddy have walked five miles from your

campsite. Suddenly you realize you're lost. To make matters worse, you forgot to tell anyone where you were going. It will be several hours before you are missed.

Together, the two of you have a canteen of water, a candy bar, a notepad, a Scout pocketknife, and a book of matches with just three left. Guess what? A storm is moving in, and you'll need shelter. What do you do?

Downed plane. The small plane you are flying in develops engine trouble and the pilot tries to land in a heavily wooded area. You hear him radio for help, but you're not sure if the message was received. Then the plane hits a tree, crashes, and catches fire. The pilot is knocked unconscious.

You have two candy bars and a small bag of clothes. You also salvage a small first-aid kit, gallon of water, blanket, and pocketknife.

A thunderstorm is moving in. How can you survive for two days?

A Mountain Automobile Accident

The three Colorado Scouts shown here—Michael Yee, Jeremy Phillips and Victor Collum—participated in a mock automobile accident.

Here is what they were told was supposed to have happened:

A sudden snowstorm hit while the Scouts and two adults were driving on a mountain road. Their vehicle skidded off the road and hit a snowbank. The driver, Jack Yee, was knocked unconscious and suffered a broken leg.

The Scouts had 50 feet of quarter-inch rope, two blankets, three candles, some canned goods, a pocketknife, and a book of matches...but no water.

And they couldn't expect rescue soon. Heavy snow would keep the road closed for

24 hours. And the adult leaders had forgotten to tell anyone which road they were taking.

The Scouts went into action. They used the seven keys to survival that should be considered in any survival situation.

1. Positive mental attitude. After a month of reviewing survival techniques, the Scouts knew they could handle the crisis.

2. First aid. Mr. Yee's injury could become worse, even life-threatening, without first aid. The Scouts splinted Mr. Yee's leg with two strong sticks and their neckerchiefs. Then they carefully carried him to the rear of the vehicle. They covered him with a blanket and treated him for shock.

3. Shelter. The blizzard conditions made shelter critically important. Because no one else could fit into the vehicle, the Scouts cleared out an area under a large evergreen. They covered the branches above the area with the second blanket.

4. Fire. As temperatures dropped and nightfall approached, the Scouts needed the warmth of a fire. They collected enough dead wood to keep it burning throughout the night.

5. Signaling. The Scouts put out road flares from the vehicle to caution any other car that might approach.

6. Water. The Scouts melted snow and boiled it over their fire to purify it.

7. Food. The Scouts weren't worried about food. They knew that a person can go for a week or more without eating.

Your troop can use these scenarios, taken from the BSA book "Woods Wisdom" (BSA catalogue No. 7262A), or create your own.

You'll find more survival tips in the "Wilderness Survival" merit badge pamphlet (No. 3265) and in the "Fieldbook." ♣



Above: On Survival Weekend, Scouts are challenged to react to disaster situations, such as this disabled vehicle, which "crashed" during a "blizzard."

Below: The Scouts' first concern is to determine if there are any serious injuries. They decide that Jack Yee, the driver, may have broken his leg. So Scout Michael Yee and adult leader Larry Lahr apply a splint before attempting to move Mr. Yee.



Below: During the month leading up to Survival Weekend, the Scouts practiced outdoor skills and first-aid techniques like emergency splinting.



Above: After first aid, the next survival priority is shelter. And where do you find cover in a snowstorm? One good spot is under the protective branches of a large evergreen. A blanket adds extra protection overhead.




Fire is a third major survival priority. The Colorado Scouts soon had a good blaze going, to provide warmth and possible use for signaling. The flames also helped them melt and boil snow to meet another critical need: plenty of drinking water.



DOUG WILSON

pee wee Harris




HEY, YOU'LL DO A GOOD TURN, PEE WEE.


I DUNNO, WESTY. THE DAY'S SHOT. TIME NOW TO JUST GO HOME AND HIT THE SACK. GUESS I'M JUST NOT A GOOD SCOUT.



SEE YA.




THERE'S GOT TO BE A GOOD TURN — WHAAAA? A RUNAWAY CAR!



SCREEECH!



I SAVED THE CAR! DID YOU SEE ME?



SURE DID. I WAS PUSHING IT.

UH-OH.



SO MUCH FOR MY GOOD TURN. I AM A LOUSY SCOUT...

SAY, WOULD YOU STEER TO THE GAS STATION? IT'D BE A BIG HELP.




ME? SURE! THAT'S WHAT A SCOUT'S FOR — TO HELP.



HERE'S THE HILL. PUSH! PUSH! PUSH!

I'LL NEVER RUN OUTTA GAS IN HIS NEIGHBORHOOD AGAIN. I'LL NEVER RUN OUTTA GAS IN HIS NEIGHBORHOOD AGAIN. I'LL NEVER...



THE LORD SPOKE, SAYING, "IF YOU SEE YOUR FELLOW COUNTRYMAN'S OX OR SHEEP GONE ASTRAY, DO NOT IGNORE IT. TAKE IT BACK TO HIM. IF THE OWNER IS NOT A NEAR NEIGHBOR, AND YOU DO NOT KNOW WHO HE IS, TAKE THE ANIMAL INTO YOUR OWN HOUSE AND KEEP IT WITH YOU UNTIL HE CLAIMS IT, THEN GIVE IT BACK TO HIM. DO THE SAME WITH A CLOAK OR ANYTHING ELSE YOUR FELLOW COUNTRYMAN HAS LOST. YOU MUST NOT IGNORE IT."



A-89260

THE TRACY TWINS




GRAMPS, I MADE NEW CAMP GEAR FOR OUR DEN'S INVENTION CONVENTION. HERE'S MY SOLAR-POWERED FLASHLIGHT! CHARGE IT IN SUNSHINE, AND NO MORE BUYING BATTERIES!

SORRY, DICKY, BUT ONE IS ALREADY ON THE MARKET.*


BUT I BET HIS OTHER INVENTION ISN'T.



*EDITOR'S NOTE: LIKE MANY INVENTIONS, THE SOLAR-POWERED FLASHLIGHT HAS YET TO PROVE POPULAR.



MY INFLATABLE TENT!



THAT IS DIFFERENT. WHAT IS IT DOING NOW?

I USED HELIUM GAS. YOU DON'T PACK IT, YOU TOW IT! IT FLOATS —



AWAY! OH-NO!



WHEN YOUR BROTHER GETS BACK, NICKY, YOU'D BETTER WORK ON SOME SIMPLE INVENTIONS — LIKE KNOTS!

HAHAHAHAHA!

A True Story of Scouts in Action

GLASS SLASHED HIS FATHER'S ARM!


IT WAS EARLY EVENING NOV. 5, 1988, WHEN A PIZZA DELIVERYMAN RANG THE DOORBELL OF 10-YEAR-OLD DAVID BIRDY'S NEWPORT, R.I., HOME. AS DAVID'S FATHER STARTED DOWNSTAIRS TO ANSWER THE DOOR, HE MISSED A LIGHT SWITCH, AND TRIPPED OVER THEIR DOG HIDDEN IN DARKNESS.



MR. BIRDY TUMBLED AND CRASHED INTO THE DOOR'S WINDOWPANE. BROKEN GLASS BADLY CUT HIS RIGHT ARM. THE DELIVERYMAN ASKED IF HE WAS ALL RIGHT. THOUGH MR. BIRDY SAID NO, THE MAN LEFT WITHOUT HELPING. MR. BIRDY CRIED DAVID'S NAME.



WHEN DAVID SAW HIS FATHER, HE WRAPPED THE CUT ARM IN A CLEAN TOWEL AND ELEVATED IT TO STOP THE BLEEDING. HE TREATED HIS FATHER FOR SHOCK, PHONED FOR HELP, THEN RECHECKED THE TOWEL BEFORE GOING OUTSIDE TO DIRECT ARRIVING PARAMEDICS. LATER, AT A HOSPITAL, MR. BIRDY HAD EMERGENCY SURGERY TO REPAIR BLOOD VESSELS, NERVES AND TENDONS.



FOR SAVING HIS FATHER'S LIFE, WEBELOS SCOUT DAVID BIRDY, A MEMBER OF PACK 15, CHARTERED TO NEWPORT'S FIRST PRESBYTERIAN CHURCH, WAS AWARDED A HEROISM AWARD.

DINOSAUR HALL OF FAME

LIVING IN NORTH AMERICA DURING THE LATE CRETACEOUS PERIOD, MORE THAN 65 MILLION YEARS AGO, TYRANNOSAURUS STOOD 18 FEET HIGH AND 40 FEET LONG. THE SKULL OF THE SIX-TON "TYRANT LIZARD" ALONE MEASURED FOUR FEET, AND HELD SIX-INCH, DAGGERLIKE FANGS. EVERY TOOTH HAD A ZIGZAG EDGE THAT EASILY SLICED FLESH.

SOME SCIENTISTS SUGGEST THAT THE DINOSAUR'S ENORMOUS SIZE MADE IT CLUMSY—ITS HEAD AND TAIL COUNTERBALANCED EACH OTHER, ITS SMALL FORELIMBS COULDN'T REACH ITS MOUTH—AND THEY BELIEVE TYRANNOSAURUS WAS MERELY A SCAVENGER, EATING DEAD BEASTS IT FOUND.

BUT MOST SCIENTISTS SAY IT WAS ONE OF THE MOST POWERFUL CARNIVORES TO EVER WALK THE EARTH, A SAVAGE HUNTER THAT USED ITS POWERFUL HIND FEET AND LARGE TALONS TO KILL WITH SKILL.

A HIGHLY EVOLVED THEROPOD, TYRANNOSAURUS WAS ONE OF THE LAST OF THE DINOSAURS TO DISAPPEAR.



Here Is Advancement News For Webelos

Earning the Citizen and Outdoorsman activity badges and the Arrow of Light will help a Webelos Scout pass Boy Scout joining requirements.

EARNING the Arrow of Light Award will prepare a Webelos Scout to pass many of the joining requirements in the new Boy Scout advancement plan.

So will earning the Citizen and Outdoorsman activity badges.

Following are numbers for Webelos advancement requirements (found in the "Webelos Scout Book") and the Boy Scout joining requirements for which they prepare you:

Citizen, No. 4Joining, No. 3
 Outdoorsman, No. 1
 (square knot).....Joining, No. 5
 Arrow of Light,
 No. 2Joining, Nos. 4,6,7
 Arrow of Light, No. 6...Joining, No. 2
 Arrow of Light (all)....Joining, No. 1
 Boy Scout joining requirements 8 and 9
 are not covered in Webelos advancement.
 But they can be met easily as a boy joins
 the troop.
 Boy Scout skill awards have been elimi-

nated from the new advancement program. Therefore, Webelos Scouts should ignore all references to skill awards in the current "Webelos Scout Book."

They should also pay no attention to small Scout insignia (which refer to skill awards) printed next to any activity badge requirement in the "Webelos Scout Book."

In addition, "Your Boy Scout Scoreboard" on pages 397-398 in the Webelos book is no longer valid.♣

NEW BOY SCOUT REQUIREMENT CORRECTIONS

Three of the new advancement requirements for Boy Scouting were printed incorrectly in the September 1989 *Boys' Life*. Below are the three correct versions:

Joining Requirements

1. Complete the fifth grade, or be 11 years old, or have earned the Arrow of Light Award, but be younger than 18 years old.

Second Class

2a. Since joining, have participated in five separate troop/patrol activities (other than troop/patrol meetings), two of which included camping overnight.

First Class

3. Since joining, have participated in 10 separate troop/patrol activities (other than troop/patrol meetings), three of which included camping overnight.

You will find the complete new requirements in the new edition of the "Boy Scout Handbook." They are also available in the "Boy Scout Handbook Supplement," at your council service center.♣



ILLUSTRATION BY SHERYL REGISTER

Build it from a branch

This key chain is a snap to make.

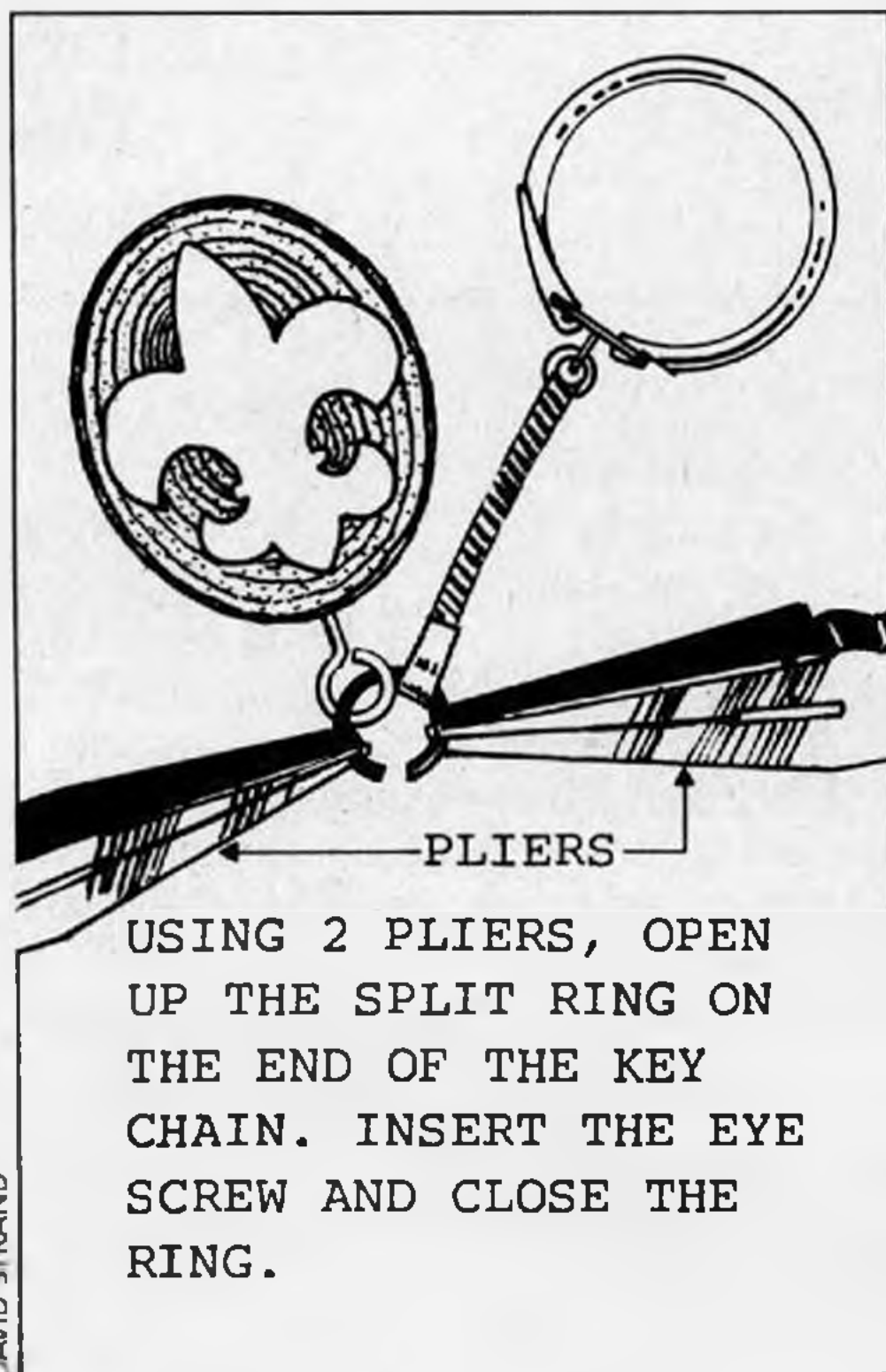
EVERYONE needs a key chain. You can make an attractive one out of a tree branch and some hardware from a craft store.

Use a tough hardwood such as oak, which will take a nice polish. Personalize your key chain fob with initials. Make several for gifts.

You will need a fine-tooth saw, a small drill, two pairs of pliers, and sandpaper. In addition to a hardwood branch, you will need the key chain hardware and a 1/2-inch-long eye screw. You can buy both in craft stores for less than a dollar. Buy enough to make several key chains.

1. Select a branch 1 1/4 to 1 1/2 inches in diameter, and saw it off at a diagonal. The elliptical shape of the cut surface should be two to three inches long. If you like the shape, make another saw cut to remove a slice about 3/8 inch thick. This piece will be your fob.

2. Sand both sides. When the wood is smooth, it will be about 1/4 inch thick—perfect for a key chain fob. If the bark is tight and looks good, leave it on.



DAVID STRAND



3. Drill a tiny pilot hole in one end of your wood and twist in an eye screw. Then, using the two pliers, open up the split ring on the end of the key chain. Insert the eye screw and close the ring.

4. Woodburn or carve initials into the wood, or paint a design on the fob. Then, finish with paste wax.—Warren Asa♣

Cold-weather auto kit

BY WARREN ASA

Emergency gear to unstick your stuck car this winter.

THE SOUND OF spinning tires and grumbling drivers will soon fill the winter air as ice, snow and mud make car travel tough. If your family's car has ever slid off the icy road into a muddy rut, you know what we mean.

Save your family some travel headaches by putting together a winter-weather safety kit to stow in the car trunk. And learn how to use it.

A shovel and tire chains are most important. The shovel can be used to remove snow and scatter sand under the tires. The shovel shown here is ideal, but any kind is better than none.

Tire chains, or cables, provide traction on snow, ice or mud. A good way to carry them is in a drawstring bag made by weaving a light rope through holes cut around the edge of an old bath mat or throw rug. This mat provides a dry place to kneel while putting on the chains.

Here is an easy way to put on chains.



Tools for your trunk: (Clockwise from top left) Shovel, sand, gloves, flashlight, flares, and tire chains held in a homemade drawstring bag.

Lay the chains in front of the drive wheels; hook toward the inside. (Chains should be attached to the front wheels of cars with front-wheel drive.) Have the driver pull for-

ward onto one-third of the chains' lengths. Pass the front end of the chains back over the tire. The weight of the chains will hold them in place.

Next, lift up the rear end of the chains and fasten the inside hook and the outside clip. The last step is to fasten the rubber or spring tightener. After a mile or so of riding, check the chains for tightness. (Practice installing chains before the snow flies.)

Keep a bag of sand or cat litter in the trunk to throw on ice for traction.

Your road emergency kit should contain a heavy-duty flashlight with good batteries, road flares and a pair of tough gloves. These items should supplement your regular emergency kit of tools, windshield scraper, and first-aid kit.

If your family drives long distances over isolated roads during the winter, you might consider carrying blankets and some long-lasting, high-energy food like beef jerky, dried fruit, or candy bars.♣

Make a display box

And show off your collection in style.

DO YOU HAVE a collection of rocks or seashells? How about neckerchief slides, pins, or old fishing lures?

One good way to show them off is to put them in a display box with an acrylic plastic top. I made one for my arrowhead collection. Here's how you can make a similar box for your own collectibles.


1. Decide how big you want your display to be. Buy the rigid clear plastic for the front at a craft shop or lumberyard. "Plexiglas" is one brand name. The 1/4-inch-thick piece I used for this project cost about \$8.

To avoid scratches, leave the paper covering on the plastic until you are finished.


Make the frame from an attractive wood like oak or pine. I used oak.

2. Cut a groove into your frame pieces to hold the acrylic sheet. Ask an adult to cut the groove with a table saw. Or do it in your school with the woodshop table saw and help from a teacher. You can make the groove without a table saw by gluing two pieces of wood together; make one piece one-quarter inch thicker than the other.

3. Saw the frame pieces to length using a miter box to cut 45-degree angles. (A



Measure the space between the grooves of the frame before cutting the "Plexiglas" top.



Filler underneath the felt covering keeps my arrowheads pressed against the plastic window.

miter box has precut angles to guide your saw.)

4. Glue the frame together with white glue. If you make a large frame, strengthen the corners with finishing nails.

5. Check to see if the plastic window fits your frame. You may have to cut it to size.

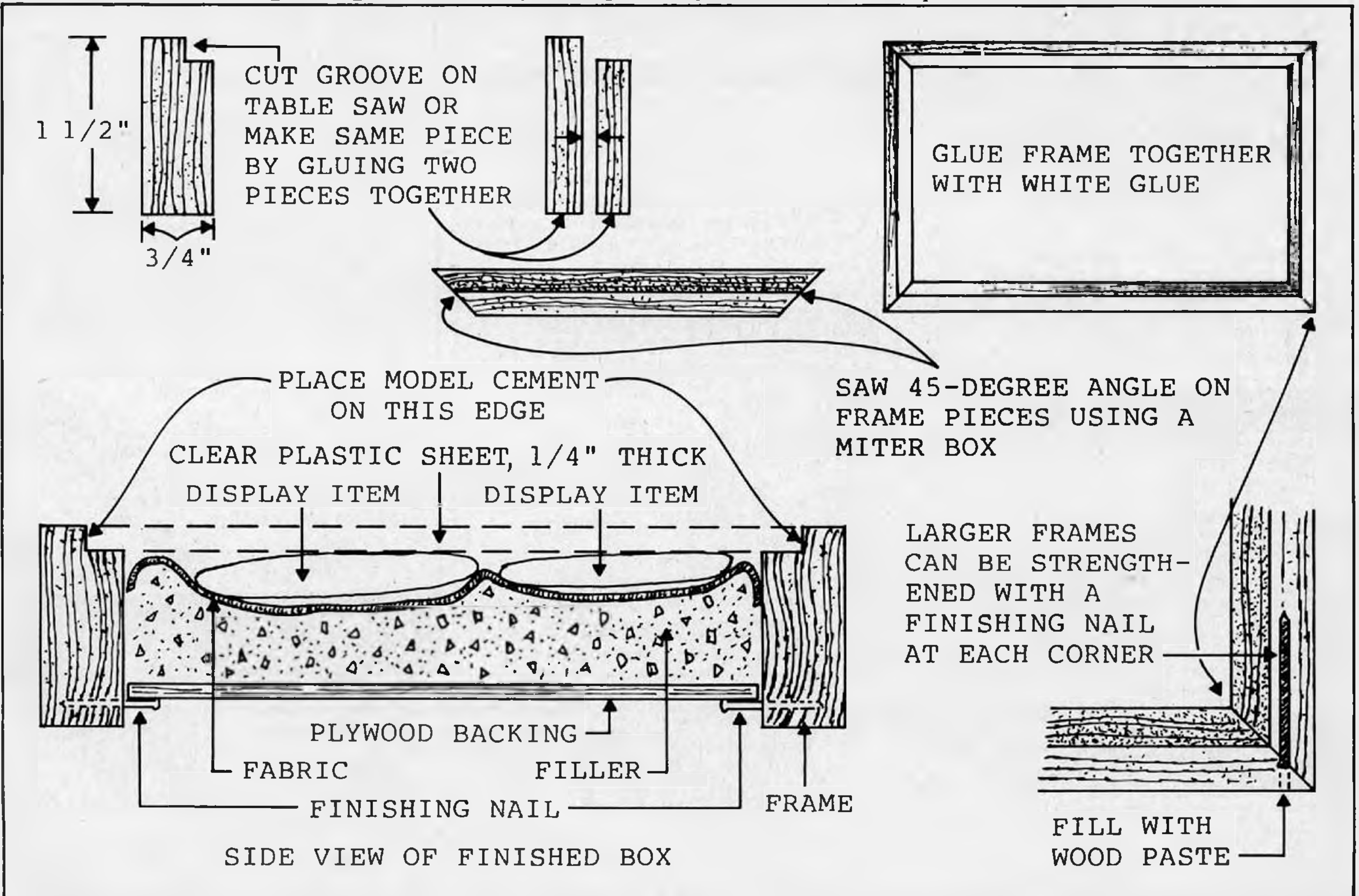
6. Sand the frame, then finish it with two coats of polyurethane varnish.

7. Spread model cement evenly on the edge of the groove and push the plastic (with the paper removed) into place.

The filler for your display box can be batting (a cotton, wool or synthetic stuffing), sponge plastic, foam, or any other material that you can compress. If your filler is not attractive, cover it with felt (as I did), burlap or some other fabric.

8. Place the items to be displayed on top of the plastic sheet inside the frame. Be sure the plastic is clean. Next, put in the filler. It should be thick enough to hold the items in place. Attach a thin sheet of plywood to the back of the frame with nails.

Place your display box on a shelf, or hang it on a wall with a nail and a piece of picture wire.—Warren Asa ♣



Gifts & Gimmicks



You'll find great gifts for birthdays, anniversaries, and holidays for all your family and friends on these mail order pages. Read the advertisements carefully and do your gift buying by mail.

Send check or money order only; do not send cash. Please allow 4-6 weeks for delivery of items ordered from BOYS' LIFE mail order advertisers. Before you order an item that was advertised three or more months ago, please send the advertiser a letter, asking if the merchandise is still available.

You can shop by mail with confidence for all products on these pages; BOYS' LIFE has looked over each one of them. YOUR SATISFACTION IS GUARANTEED. These mail order companies will refund your money on request on any item (except personalized items, of course).

Top Secret BOOK SAFE

On the outside it's a handsome book. Hidden inside: Real combination-lock secret safe. Hides money, coins, jewelry, private papers & secret items. Only \$2.95 for one, or two for \$5.50.

Send your name, address and 95¢ for postage to: **THE MAGIC COMPANY**

X-RAY GLASSES ONLY \$2.00

Hilarious optical illusion! Scientific principle always works! With these X-Ray Specs you apparently see through flesh and peek at the bones underneath! Apparently see through clothing! — and "embarrass" friends — they'll BEG TO TRY IT FOR THEMSELVES! Be the most popular at work/school — BE THE LIFE OF THE PARTY! You also get funny tricks and amazing illusions to perform for your friends! Only \$2.00

SEA MONKEYS

You hatch live Sea Monkey family in minutes! Great pets. See them play, fight, grow, breed, apparently do tricks. You get INSTANT LIFE SEA MONKEY EGGS. Big Food Supply Official Handbook of Instructions, games, tricks. \$3.25.

WINDSHIELD WIPER GLASSES

Way out! Slick-Looking specs with real operating automobile-style wipers! The latest fashion trend for "we who dare to be different!" 3.50.

Dept. 1732, P.O. Box 70, Stroudsburg, PA 18360

Make \$25 to \$100 per hour

with **Badge-A-Minit**

Yes, it's really possible by making and selling bright, colorful Badge-A-Minit buttons. You can take any slogan, motto, drawing or photo and put it on a 2 1/4" plastic-coated, pin-back button. Buttons are proven money-makers at fairs, flea markets, conventions or anywhere people congregate. They're fast and easy to make... and inexpensive, too!

Send for a FREE full color catalog and idea book, or send for a Starter Kit for only \$29.95 plus \$1.75 shipping (IL residents add \$1.87 tax). Write: **Badge-A-Minit, Dept. BL1289, 348 North 30th Rd., Box 800, LaSalle, IL 61301 Phone (815) 224-2090.**

11 TOOL ALL PURPOSE WONDER KNIFE

All purpose wonder knife. Red handle. Sturdy survival knife with 12 Stainless Steel Blades, perfect for fishing, camping, work and play. Guaranteed. **6.25 ea.** Add 75¢ Post & Handl.

Westbury Sales P.O. Box 434, 156 Post Ave. Westbury, N.Y. 11590 Dept. E-12-B

FREE SKATER'S CATALOG!

Everything for serious skaters from duds to decks, accessories to videos. In full color! Write to: **California Surf Style, 4035 S. Higuera St., Dept. BL, San Luis Obispo, CA 93401**

PINECAR®

AVAILABLE NOW! YOUR NEXT DERBY WINNER!

HOW-TO BOOK with detailed instructions for building and racing PineCars..... \$2.98

RACER DISPLAY STAND fits all PineCars 2.98

WHEEL TURNING MANDREL for removing mold parting seams & sanding wheels..... \$2.49

INCREMENTAL WEIGHTS allow adjustments even on race day..... \$1.75 each

AXLES & POLISHING KIT includes 5 nail-type axles, wet/dry sandpaper, pumice and instructions \$1.98

PINECAR GRAPHITE..... \$2.49

SUPER GLUE..... \$1.98

CUSTOM FINISHING KITS incl. sealer/paint, gloss-finish, sandpaper, applicator & instructions. Black, white, yellow, red, green, orange, blue or gray... \$3.98 ea.

At hobby shops or add \$2 shipping, \$4 for 2nd day air in Cont. U.S. Send 50¢ for catalog.

PINECAR®
314-346-4479
P.O. Box 98, Linn Creek, MO 65052

★ **ESTES AND MODEL RECTIFIER CORP.** ★

★ Model rockets at 30% off the manufacturer's suggested retail price. Send \$1.50 for catalog & complete ordering instructions. ★

★ **BELLEVILLE WHOLESALE HOBBY, 1827 N. CHARLES STREET, DEPT. BL, BELLEVILLE, IL 62221-4025** ★

TOP GUN...GI Ident Tags like soldiers wear

You Need 'em Now

Guarantee you'll love 'em! We imprint whatever you want on the tags. Six lines of 16 spaces. **\$3.50 or 2 for \$5.95**

Neck chains included

2-Hole Shoelace Tag - each \$3.50

Black Rubber Silencers 2 for \$1.50

RICHCRAFT, Box 125-B, Kershaw, S.C. 29067

ADVENTURES in science

AMAZING SCIENCE PROJECTS

- Lasers/Phasors
- Plasma/Ions
- Ultrasonic/Infrared
- Magnetic/Gravity
- Energy Items

All new winning action science projects for educator, class room, student, hobbyist. Send \$2 for our exciting new color catalog.

AMAZING CONCEPTS

Dept. B9, P.O. Box 716 Amherst, New Hampshire 03031

FREE CATALOG FREE GIFT SALE 45¢ each item

| | | | |
|--------------------|---------------|------------------|---------------|
| BROKEN WINDOW JOKE | BLOOD CAPSULE | DEHYDRATED WORMS | DIRTY SOAP |
| DEVIL'S HOOK | SNAP CHM | MAGIC SNAKES | RUBBER DOLLAR |

SORRY, SMALLEST ORDER WE CAN SEND IS 4 ITEMS. CHECK BOXES OF JOKES YOU WANT & SEND THIS COUPON + MONEY WITH YOUR NAME & ADDRESS + \$1.00 FOR SHIPPING TO: **MAIOCCO NOVELTY, P.O. BOX 2085, UPPER MERTZ, PA. 19062**

ORDER TODAY!

Air Powered Hover Craft

New AIR CAR glides like magic over floors, carpets, table tops, side-walks, EVEN WATER!

Tomorrow's transportation today. Uses principle of air suspension to ride on cushion of air above most any surface. Colorful plastic, 8"x9"x2" high 4 propeller 48" control line from push button remote control unit. Not a kit. Requires 2 "D" batteries.

7608 Air Car \$8.98

Leather Whip

Crack the whip. Whip fits hand naturally. Crack or coil it. Snake it out or back, underhand, sidearm or overhand. Cracker on end. Woven hand plait. Genuine leather whip at bargain price. Length may vary a few inches. About 5-ft. long.

6762 Bull Whip \$6.98

Greatest Illusion Of The Century X-RAY VISION

3762 X-Ray .. \$1.98

Add 95¢ shipping. Free catalog with order. FL. residents add 6% sales tax. **Johnson Smith Co., Dept. B-365, 4514 19th CT. E., Box 25500, Bradenton, FL 34206-5500**

Leather Fingerless Gloves

Soft & Supple leather. Tight fitting. Velcro wrist strap. One size stretch to fit very snugly.

2512 Gloves .. \$9.98 pair

Pocket Electronic Revenger Keychain

8 different sounds for wreaking revenge. Packs a loud punch for a pocket sized practical joke. Noises like Bombs, Machine Guns, UFO's, Lasers, Beepers, Telephones. Powerful fun complete with keyring.

1206 Revenger \$5.98

Secret Book Safe

Looks like an attractive book. With combination lock safe for valuables.

4012 \$2.95

BAG OF TRICKS
Special to introduce new customers to the 'real world of magic'...
Special to introduce new customers to the 'real world of magic'...
Special to introduce new customers to the 'real world of magic'...

BAG OF JOKES
BARGAIN OFFER! Great jokes...
BARGAIN OFFER! Great jokes...
BARGAIN OFFER! Great jokes...

FBI HANDCUFFS
chrome plated with 2 keys Bag \$3.95 Sale! 4A41 \$ 95.95
Handcuff Case #115 \$2.95


ARRACADABRA MAGIC SHOP
Dept. P-149 P.O. Box 714
Middlesex, N.J. 08854-0714
All Residents Add 6% Sales Tax
YOU MUST ADD POSTAGE-HANDLING OR YOUR ORDER WILL BE DELAYED
* Order up to \$17.99 Add \$2.95
* \$12.99 to \$25.00 Add \$3.95
* Orders \$25.00 & over - Add \$4.95

FUN CATALOG
Major & Junior Items \$1.00

FREE DISCOUNT CATALOG CAMPING EQUIPMENT

Eureka, Camp Trails, North Face, Jan Sport, Kelty, Coleman, Fantastic Selections

CAMP MOR, Box 999-6J
Paramus, N.J. 07653-0998
201/445-5000



GUARANTEED 10 YEARS!

The knife for hunting, fishing and all around use. Mirror polished sharp stainless steel blade. Rugged.

Opens with flick of finger and automatically locks into position. Press button in handle to close. Safety finger guard. Sure-grip black handle. **IF BROKEN WITHIN 10 YEARS WE WILL REPLACE AT NO CHARGE!** Use 30 days, money back if not pleased. Add 99¢ postage & handling but **ORDER ANY 3 KNIVES & WE SHIP FREE.** ORDER TODAY! Midwest Knife Co., Dept. C-683, 9043 S. Western Ave., Chicago, Ill. 60620 Mail orders only **OUR 52ND YEAR.**

Sturdy Leather Belt Cases \$1.95 ea.

3" \$3.96
4" \$4.96
5" \$5.96

\$3.96

ONLY \$29.99 plus shipping & handling

30 DAY MONEY BACK OFFER

SUPREMACY
★★★★★

Crisis in the Far East

Charles stood alone in the Situation Room. As he studied the map, intelligence reports poured in. The Chinese army had just captured the Soviet part of Okhotsk and the Russians wanted his help to free it. Minutes counted, they needed an answer now.

He had choices - tough choices. Would the Chinese pull their army back to Manchuria if he airlifted reinforcements to Japan, or would they escalate to a strategic attack? His best and most risky option was the Pacific Fleet. But, could the navy execute Operation Blue Bandit before the Chinese figured out what he was up to?

Charles decided to chance it. He picked up the pointer, moved his fleet marker to the South China Sea and put his forces on DefCon 2. The fuse was lit. He and he alone had just decided what historians would later record - fate would decide the outcome.

...you'll make decisions just like Charles when you play Supremacy. It's the world conquest board game that is fought in the nuclear age.

FREE COLOR CATALOG
Call Toll Free 1-800-333-0589
24 hours / 7 days
At better game stores worldwide.



STAY PREPARED. AS SEEN ON TV!

Wear an ordinary watch and you'll know what time it is. Wear this amazing new watch and you'll always be ready for just about anything! Introducing the **M-5 Military Survival Watch™**, the fantastic multi-purpose timepiece that's really **5 different watches in one** - with over 15 different functions. **PLUS**, a special **SECRET FEATURE** that may someday save your life!

Complete Morse Code

Everyday watch

Both watch and compass glow-in-the-dark

Full function compass with degree & directional readings

Removable watch bands convert watch to table-top travel clock

Ruler with inches and centimeters

Dual time zone watch (any two time zones)

5 function digital calendar watch

- 24-hour military timepiece

M-5 Military Survival Watch™

AND LOOK!
The M-5 Survival Watch even has a **SECRET COMPARTMENT** with a **FREE wilderness survival kit**, including:

- Fishing hooks
- Fishing line
- Sinkers
- Needles & thread
- Safety pins
- Personal and medical data card

Also great for storing:

- Matches
- Spare change
- Emergency cash
- Daily medications
- Bike and locker keys
- Much, much more!

PLUS, back cover doubles as an emergency signal mirror and cutting tool!

Call toll-free 1-800-336-2600 or send \$29.99 plus \$3.00 shipping and handling to: Survival Watch, Dept. BL-6, P.O. Box 9655, Providence, RI 02904.

Yes! I want to **STAY PREPARED** with the amazing new M-5 Military Survival Watch. Please send me _____ M-5 Survival Watch(es) for only \$29.99 ea. plus \$3.00 shipping and handling.

Enclosed is my check or money order for \$ _____

Please charge my _____

VISA MasterCard American Express

Card Number _____ Exp. _____

Name _____

Address _____

City _____ State _____ Zip _____

Call toll-free 1-800-336-2600 or send to Survival Watch, Dept. BL-6, P.O. Box 9655, Providence, RI 02904. Please allow 4-8 weeks for delivery. © 1988 Becher-Valenti Marketing, Inc.

TAKE GREAT PICTURES With This SUPER 35MM CAMERA

No need to spend \$200, \$500 or more for a camera when this Anso 35MM can give you prized photos at a fraction of the cost. Check prices anywhere and you'll see that it is truly a great bargain. Not only do you get the handsome camera, but we also include an electronic flash unit, film, lens cover, case and strap. All for only \$29.95 + \$3.00 P/H. Try it on our money-back guarantee! CALL 1-800-955-5274 to order and charge to your Visa or MasterCard account. If you prefer, send check, m.o. or credit card no. and exp. date. If not convinced, send for *free details*.

SOUTHERN SALES
Box 752 / Conshocken, PA 19428

GUARANTEED CHRISTMAS DELIVERY!!!
On orders received by December 15 - if using money order or VISA/MASTER-CARD. Please call: 1-800-955-5274



114mm X 900mm Telescope!

A truly high-quality astronomical telescope, complete with slow-motion controls, equatorial mount, and superb optics!

\$599 + Ft.

Other Models from \$189

SCOPE:SOURCE
101 WEST MAIN • P.O. BOX 2001
ARDMORE, OKLAHOMA 73402
405/226-3068

Catalog \$2.00

SPACE

NOTE NEW ADDRESS

AUTHENTIC NASA patches, decals, flight suits, hats, pictures, jackets, pins, etc. Send \$3.00 for 3 Shuttle Mission decals and price list to:
Starbase Exchange, 403 NASA Road 1 East, Suite 376, Houston, TX 77598

FREE 5 FREE FISHING LURES FREE


Great gift idea. Orders sent immediately, first-class. Includes **DANCERS WORLD RECORD LURE**, catcher of 4 world record fish. For lures, order catalog & \$2 gift certificate. Send name, address & \$1.00 for shipping to: **DANCERS**, Box 1018D, State U, AR 72467

MORE GIFTS & GIMMICKS →

-- DISCOUNT --
NINTENDO GAMES
NEW SEGA GENESIS
BATMAN ITEMS

Wholesale Video Accessories
 PO Box 8151 Pembroke Pines, FL 33084
 1-305-458-0940
 - FOR OUR NEW PRODUCTS CATALOG SEND \$1.00 -

WIN PINEWOOD DERBY!



LEARN HOW TO BUILD FAST PINEWOOD RACERS & SPACE DERBY rockets. •PROVEN fast designs - 1000's of winners since 1978. •EASY to follow - step by step plans. •SCIENTIFIC principles explained. •HELPS boys, parents & leaders. •39 pages, 49 illustrations. Book C-1 \$3.50

ORGANIZING & PLANNING THE PINEWOOD & SPACE DERBY RACES. •COVERS rules, committee & race organization, track plans, suppliers. •HELPS parents, leaders. Book A-30 \$2.50

FAST air delivery, postpaid. FREE Pinewood Speed Catalog included. Mail order or adults call anytime 818-845-6123, charge VISA/MC. Quality products & service since 1978.

HODGES HOBBY HOUSE
 1421 LINDEN • BOX 3923K • GLENDALE, CA 91201

NINTENDO • SEGA • ATARI 2600

WANTED: WE BUY AND SELL USED VIDEOGAME CARTRIDGES FOR NINTENDO, SEGA AND ATARI 2600 SYSTEMS. OUR 8th YEAR. BUY/SELL PRICELIST INCLUDES OVER 500 DIFFERENT TITLES. SEND (3) THREE 25¢ STAMPS TO: **PLAY IT AGAIN**
 P.O. BOX 6718, DEPT. BL, FLUSHING, N.Y. 11365.

YOU CAN FLOAT ON AIR



You can ride this AIR CAR around your home or school. It floats on air, powered by an ordinary vacuum cleaner motor. Low cost. EASY TO BUILD! It really works! For plans and photos Send \$6.50 to:
AIR CAR Box
 1822, Dept. B
 Newport Beach
 CA 92663

FREE Inventors Calendar
 It's FUN! It's FREE with order



PROUDLY display your hard earned badges and patches for everyone to see. With our system, 30 or more badges and patches (on 20 x 24 size) can easily be mounted and easily rearranged, and Mom doesn't have to sew them on. Available with red background for Boy Scouts, dark blue for Cub Scouts and green for Girl Scouts. Handsomely framed, these displays are available in 2 sizes.

16x20 \$29.95 + \$4.00 Shipping & handling
 20x24 \$39.95 + \$5.00 Shipping & handling
 VISA & MasterCard accepted. Call (615) 762-7707 10 AM to 4 PM CDT Tues-Fri. Please No COD's.

THE FRAMEMASTER II
 P.O. BOX 587
 LAWRENCEBURG, TN 38464

INDIAN CRAFTS
GIANT 196 PAGE CATALOG

World's largest Indian Crafts catalog packed with more than 4000 items. Everything you need for your Indian Lore activity, whether it be Merit Badge, OA Regalia, Council Fire Program, Dance Team. This handbook is an absolute must for every scout and scouter. Send \$2.00 for your copy today. Write Dept. 346



GREY OWL
 Indian Craft Co.
 113-15 Springfield Blvd.
 Queens Village, NY 11429

SPORTS WATCHES

MODELS FOR FOOTBALL, SOCKER, HOCKEY, BASKETBALL, GOLF, TENNIS, AND BASEBALL

\$26.95 + \$2 Postage for one Watch
 Discounts for over 10 Watches
 Send Money to:

ANGLE DISTRIBUTION
 2413 1st Ave
 SAFFORD, ARIZ. 85546
 Satisfaction Guaranteed!

\$39
 Retail Value

★ TRICK, TOY, AND NOVELTY ITEMS AT WHOLESALE PRICES... Hand buzzer—Dollar snatcher—Disappearing ink, Whoopee cushion, Deluxe handcuffs, Rabbit foot key Chain, Metal locks, Kazoo, Finger traps, smoke from fingertips and more... Send 50¢ for price sheet with pictures and ordering instructions to:
BELLEVILLE WHOLESALE HOBBY, 1827 NORTH CHARLES STREET, BELLEVILLE, IL 62221-4025.

GO KARTS, MINICARS MINIBIKES

ENGINES-KITS-PARTS 4 Wheel ATV

80 PAGE CATALOG
 \$3.00 REFUNDABLE
 Largest Selection.



KW KART WORLD Dept. L
 1488 Mentor Ave., Painesville, Ohio 44077

DISCOUNT PRICES

Flying paper CORSAIR \$5.00 (2 for \$8)

• Build and Fly in just 2 Hours
 • All parts Pre cut & Painted W W II colors
 • 14 inch Wingspan
 • 6 inch Prop
 • With Motor

PAPER AIRPLANES
 433 NIHOA STREET
 KAHULUI, HI 96732 USA

FLY IN SPACE

2,200kph, 20km high. See Shuttle Launch. Join A.E.S.A. Info \$1.00.

GEYER 1990
 1501 Roosevelt - F-1 • Carteret, NJ 07008

TALK to the world! Enjoy the benefits of Ham Radio! Start by ordering the **TUNE IN THE WORLD OF HAM RADIO** kit! You'll receive facts, descriptions, tapes, plus test questions and answers. An exciting hobby + 10 year Free License. **ONLY \$19 + SHIPPING & HANDLING.** TO ORDER: CALL GEMTEX TOLL FREE: 1-800-657-5223.

YOUR \$4.88 SURVIVAL KNIFE



NOW A QUALITY 8" survival knife you can afford. Rugged 3/4" sharp blade of stainless steel doubles as opener or saw. Unscrew precision liquid compass & discover these LIFESAVING tools hidden in the hollow waterproof aluminum handle: 20" wire saw, matches, fish line & hooks, sinkers, needles or add what you want! FREE, heavy-duty leather sheath includes snap pouch, honing stone & leg ties. Choice of black handle & sheath or camouflage handle & sheath. **IF BROKEN IN 10 YEARS WE REPLACE KNIFE FREE!** Use 30 days, money back if not pleased. Only \$4.88 + \$2.97 delivery. Why not order both colors today! Midwest Knife Co., Dept. M-G72, 9043 S. Western Ave., Chicago, Ill. 60620. Our 52nd Year. 312-445-6166. Special 2 for \$11.99 — we pay postage!

10 YEAR GUARANTEE!

PLANS AND INSTRUCTIONS FOR

| | |
|---|---------|
| 8 HP. Tractor | \$10.00 |
| Go Kart | \$3.00 |
| Mini Bike | \$2.50 |
| Mini Car | \$3.00 |
| Pedal Boat | \$4.00 |
| 12' Sail Boat | \$4.00 |
| Soap Box | \$3.00 |
| 8' Hydroplane | \$3.00 |
| 2 People Mini Jeep | \$4.00 |
| Snowmobile Sleigh | \$3.00 |
| Front Traction Go-Kart with Gearless Differential | \$10.00 |

Add 75¢ postage & handling.
MINI VEHICLES PLANS
 "DEPT. N" Chazy, N.Y. 12921

WANT TO BE A FIGHTER PILOT?
YOU CAN DO IT!



A USAF jet instructor pilot tells you how in one complete booklet—school classes, sports, and other activities you need. Learn about fighters, Navy and Air Force pilot training, plus steps to become a TOP GUN! Start now, order today! SEND \$5 to **THE JFT SHOP**
 1125 W. Baseline Rd., Suite 2-822 • Mesa, AZ 85202

H.O. SLOT RACING CARS!!

CHOOSE FROM A WIDE SELECTION OF TYGO, AURORA, A/FX, CARS, TRACK AND REPLACEMENT PARTS FOR OLD AND NEW. HUNDREDS OF DIFFERENT ITEMS TO FIT YOUR H.O. SLOT RACING NEEDS. SEND \$2.00 NOW FOR YOUR VALUE PACKED CATALOG TO **H.O. CENTER OF THE WORLD, P.O. BOX 348, MARION, CONN. 06444**

SEE MIRACLE OF BIRTH

\$12.98 POST PAID WITH FOUR QUAIL EGGS

(\$9.95 Without Eggs.) You get the new clear plastic dome CHICK-HATCHER with 4 Quail Eggs, (available year-round) and Egg Hatcher's Guide Book. Complete — nothing else to buy. Send check or Money Order. Quail equipment catalog — 50¢.

G.Q.F. MFG. CO.
 DEPT. CY
BOX 1552, SAVANNAH, GA. 31498

BUILD A BIKECAR

The Amazing Mini Car You Can Build with Bicycle Parts! Electric Motor and Pedal Powered! Fun to Drive! Easy to Build!

PLANS \$9.95

Satisfaction Guaranteed or Your Money Back.
 To Order send \$9.95 Check, M. Order or Visa, M. Card to:
BIKECAR CORP.
 P.O. Box 7077R, Endicott, NY 13760



GIANT GLIDER

NOTHING ELSE QUITE LIKE IT
SUPER SIZE - 4-1/2 ft. Wing Span
SUPER PERFORMANCE - Distance and stunt flying
SUPER VALUE - Only \$9.95 plus \$3.00 shipping and handling in 48 states. Cal. residents add 6% tax.
 Send check or money order to: Winnick Enterprises
 2133 Della Lane, Anaheim, CA 92802

LEARN TO TIE 11 EXCITING KNOTS



Sheet Bend

A step-by-step VIDEO with ROPES & INSTRUCTION CHART provided for tying knots plus the history & Myths of knots. **ONLY \$29.95**

MILESTONE MARKETING
 158 Cannon Dale Road • Columbia, S.C. 29212

OFFICIAL BSA AWARD JACKETS



HIGH QUALITY YOUR CUSTOM DESIGN

This official Boy Scouts of America award jacket is made of 100% polyester. It features a white body available with three different collar/cuff/color schemes. You can choose from our stock medallions, or use your own custom design. One-color imprint, on left breast area, is same as collar/cuff color. Plus, you get two lines of copy free! No minimum order. Mens' sizes only (S, M, L, XL). Available in green w/white stripes, red w/white stripes, or blue w/white stripes.

OFFICIAL T-SHIRTS as low as \$4.85 ea.

Genuine Boy Scouts of America patrol shirts. 65% polyester and 35% cotton. Choose from our stock medallion imprint or design your own, two lines of message free! Minimum order of six (M, L and sizes OK).

Send for our free catalog - hats, jackets, emblems and much more!
 Boy Scouts of America,
 PO Box 909 Dept. DM, Pineville, NC 28134-0909

SALE 50¢ FREE Gift & Catalog

| | | | | |
|---------------------------|----------------------|-------------------------------------|-----------------------------|----------------------------|
| Disappearing Ink 2057 | Snapping Gum 2963 | 2246 Bullet Holes 15 Decals | 2073 Garlic Bubble Gum | 2089 Hot Pepper Bubble Gum |
| 3237 Trick Money Snatcher | #5011 Venus Fly Trap | Up To \$2.00 Value Surprise Package | 2089 Neasy Candy | 2953 Whoopee Cushion |
| #4969 100 Magnets | 1001 Snappy Jokes | 1947 Surprise Package | #3118 Smoke From Fingertips | 1001 Insults Book |
| 12 Elephants In Bean 3012 | LUCKY CHANCE | 2747 Holly Wood Capsules | | |

TO ORDER: Cut out ad. Clearly mark items you want. Smallest order is 3 items. Send 50¢ each, 6 items or more, send 45¢ each. Free Gift & 96 Page Color Catalog. Add \$1.00 Postage. JOHNSON SMITH CO. DEPT. B-366, P.O. Box 25500, Bradenton, FL 34206-5500

FREE 1800 CATALOG **THINGS YOU NEVER KNEW EXISTED!**

Called "most unusual catalog in the world." Pages of novelties, funmakers, hobbies, bargains, sports, gadgets, science, electronics, knives, photo-optical, motors, outdoor items, auto items, self improvers, practical jokes, many more. Where the unusual is usual. 10 million satisfied customers since 1914. Write for your FREE catalog TODAY from America's favorite mail order fun house. Send name, address, zip & 25¢ for mailing. Johnson Smith Co., M-367, Bradenton, FL 34203-3796

NEW Appr for **Little League®** **Baseballs Dial-A-Play**

Puts you ahead of your competition. Get a headstart on your teammates with instant answers to 63 action plays. Illustrated by position for easy understanding. Send \$4.50 ea. to: P.O. Box 18310, Corpus Christi, TX 78480. Price inc. post & tax. 10-day money back guar. **Start your season with The Advantage.**

Little League is a Registered Trademark owned exclusively by L.L. Inc.

Live Chameleon with FREE Food PLUS CARE AND FEEDING INSTRUCTIONS

RUSH ONLY \$2.95 pp. SHIPPED AIRMAIL Weather permitting

It's great to have your own live chameleon that changes color. A collection of chameleons may help you earn a merit badge. Guaranteed live delivery. Rush only \$2.95 Plus \$1.00 post. & handling. Two chameleons with a TV Terrarium for \$11.95 plus \$2.50 postage. TX res. add sales tax. Send \$1.00 for more info. Personal checks allow 4 to 6 weeks for delivery. TEXAS WONDER PET CO. DEPT. BL-45, P.O. Box 28008, Dallas, Texas 75228

Amazing ★ Bold ★ Full Color REMOVABLE TATTOOS

They're rad! They bring attention to you! Soap & water won't remove—cold cream or baby oil will.

Blazing Dragon \$6 • Colled Snake \$6 • Cobra \$5
Red Devil \$5 • Flying Skull \$4
Skull Bat \$4 • Red Rose \$4

Order today—Fast Service—We Pay Postage!
Creative Fantasies • 311 Gruenther Ave., Rockville, MD 20851

RACE DAY **COMMODORE** 64/128 **PRINT OUTS**

COMPUTERIZE YOUR DERBIES. SUPER FAST SINGLE TO TRIPLE ELIMINATION, 2-4 LANES

SEND \$22.00 FRT. PAID TO: JAMES SHULL 3467 N. CR. 43 REPUBLIC, OHIO 44867

FOR SCOUTS BY A SCOUT 419-639-2412

REAL SHARK TEETH \$2.99

USE FOR • GOOD LUCK • JEWELRY • SHARK STORIES

Send address & zip & \$2.00. Add \$1.00 postage & handling to: SEA TREASURES 7931 Sanctuary Rd. N., Dept 11B, Naples, FL 33964

• Add \$2.00 ea. for additional tooth. Satisfaction Guaranteed.

AMAZING, PATENTED, WATER WATCH!

RUNS ON WATER! QUARTZ ACCURACY!
Shows Hour, Minutes, Seconds, Month and Date

Guaranteed or MONEY BACK

ANGLE DISTRIBUTION
2413 1st Avenue, Safford, Ariz. 85546

\$12.95 + \$2 POSTAGE INDICATE BOY OR GIRL STYLE

SMOKEY THE BEAR 1990 CALENDAR

Available for the first time, 12 archival color prints of Smokey and his friends captured in a 9" x 12" calendar. Only \$7.95, plus \$1.00 shipping. Send check or money order to: **WizCom Productions**, P.O. Box 14805, San Luis Obispo, CA 93406

ACTION KNIFE
6 oz. of Stainless Steel Now with pliers!

Now Only \$10.00 (Compare at \$60.00) **Guaranteed 27 FUNCTIONS**

1 scissors 2 nail file 3 -metal file 4 -nail cleaner 5 -metal saw 6 fish scaler 7 -ruier 8 -hook 9 wood saw 10 pliers 11 Phillips screwdriver 12 can opener 13 -sm. screwdriver 14 lg. blade 15 corkscrew 16 line screwdriver 17 reamer 18 chisel 19 mini-screwdriver 20 toothpick 21 tweezers 22 key ring 23 cap lifter 24 -screwdriver 25 -wire stripper 26 sm. blade 27 mag. glass

To Order: Send \$10.00 plus \$1.50 for Postage and Handling to **The Adventure Store**, Box 7034, Berkeley, CA 94707-0034.

FACTORY DIRECT SALE

Send \$2 for brochures on fun & racing karts Plus Free BRIDGESTONE sticker (while they last) To: **K & P Mfg. Box 987 L-12, Azusa, Ca 91702**

Jump Higher COMPLETE PROGRAM **ONLY \$5.00** D.S. CURRENCY ONLY

DOMINATE the Game

10-12 INCHES POSSIBLE!

GUARANTEED RESULTS
STRONG LEGS/STRONG THIGHS
NO WEIGHTS - RESULTS FAST

SKY BOUND™
BRONNELL ENTERPRISES, SPORTS'DIV.
P.O. Box 2221, WASSAIC, NEW YORK 12592

EDUCATIONAL ELECTRONIC CIRCUITS Learn by doing. Burglar Alarm Kit for room or closet \$11.95. Metal Detector Kit (you must have an AM radio to use this kit) \$9.95. These kits are circuits only for education. Send kit price plus \$3.00 shipping & handling. Add \$1.00 for list of other kits. **ELECTRONIC SERVICES**, Dept. BL, P.O. Box 1623, 601 N. 12th Street, Chickasaw, OK 73023

WOW! FRIENDSHIP WORLDWIDE!

153 NATIONS • 200,000 MEMBERS

FREE DETAILS:
INTERNATIONAL PEN FRIENDS
BOX 443 (B), LINDSBORG, KS 67456

LIVE-CATCH TRAPS Write for FREE CATALOG

Traps without injury squirrels, chipmunks, rabbits, mink, fox, raccoons, stray animals, pets, etc. Sizes for every need. Also traps for fish, sparrows, pigeons, turtles, quail, etc. Save on our low factory prices. Send no money. Write for free catalog and trapping secrets. **MUSTANG MFG. CO.**, Dept N-29, Box 920947, Houston, Tex 77292

HUGE HOBBY CATALOG WITH OVER 6,000 ITEMS

Model trains, cars, planes, rockets, boats, radio control, baseball cards, stamp and coin supplies, die cast vehicles.

59 years of service. Money back guarantee.

128 Page CATALOG Only \$1.00

Hobby Surplus Sales
P.O. Box 2170B, New Britain, CT 06050

GARNER'S Pranks & Magic

| | |
|---|--|
| AMAZING MAGIC SET \$6.95 | MULTIPLYING BILLIARD BALLS |
| 11 Great Magic Tricks PLUS a Deluxe Magic Bag with even more Magic Tricks! | ... Balls multiply, then disappear between your fingers \$1.96 set |
| MYSTIC SMOKE FROM FINGERTIPS 50¢ Tube | BLIND IN ICE CUBE 75¢ |
| MAGIC MONEY MAKER... watch plain paper go in & real money come out!! \$2.45 | MONSTER HORROR FANGS 50¢ |
| FIRE BURGLAR ALARM 65¢ | REMOTE CONTROL PLATE LIFTER 50¢ |
| JUMPING CANDY 75¢ Set of Two | DELUXE SQUIRT FLOWER \$1.00 |
| DELUXE MAGIC BOOK 90¢ | MAGICIAN'S VANISHING DEVICE \$1.00 |
| 19" SCARY RUBBER SNAKE 1.25 | FIRE MOUTH HOT CANDIES 50¢ Bag |
| SURPRISE DAGGER... load a disappointment \$1.85 | BIRTHDAY CANDLES THAT RELIGHT 75¢ pkg of 10 |
| RUBBER DOLLARS Set of Two 95¢ | ROSE WITH POP-OUT SNAKE \$1.00 |
| MONEY CHANGER One dollar becomes five dollars! \$1.25 | Secret Lights 85¢ |

ADD \$1.00 POSTAGE & HANDLING FEE. Free Catalog & Gift With Your Order! To order, check items desired. Send coupon, name & address & check or money order to: **GARNER NOVELTY COMPANY, INC.** - Dept. 1289, 1755 Rio Vista Way, S., Salem, Oregon 97302 NO COIN PLEASE!

ROPE RESCUE VIDEO series will acquaint you with the foundation and history (Tape A), rope and equipment (Tape B), and how to tie most knots, bends, and hitches (Tape C). Very professional and entertaining. Makes learning fun and easy. Color, stereo VHS or Beta. 55-67 min. Send check or money order for \$99.50/ tape + \$3 shipping/tape. Instructor and student written guides \$8/Guide. To: Thorne Group, 13286 Littlehorn, Lake Elizabeth, CA 93532. 805-724-1176

MICROSCALE DECALS MORE NEW PINWOOD DERBY CAR DECALS

DECALS FOR PINWOOD DERBY CARS, MODEL RAILROADING IN N, HO, S & O SCALES... PLUS TRIM FILM & STRIPES FOR ALL MODEL CUSTOMIZING. WITH MICROSCALE DECALS IT IS EASY!

MICROSCALE DECALS AT YOUR HOBBY DEALER!
Send for Catalog \$2.00 pp

Microscale Industries, Inc.
1955 Pleasant Avenue
Newport Beach, CA 92663

EVERY ITEM Only **50¢ EACH**

| | | | |
|-------------------------|--------------------|-------------------------------|--------------------------|
| DISAPPEARING INK | INSULT BOOK | 102 EASY MAGIC TRICKS BOOK | |
| WHOOPEE CUSHION | SQUIRT RING | HYPNOTIZE ANYONE | THROW YOUR VOICE |
| SHAPPING GUM | HANDSHAKE SHOCKER | SQUIRT CAMERA | HOLLYWOOD BLOOD CAPSULES |
| HOT CANDY | RUBBER PENCIL | METAL POLICE BADGE LOOKS REAL | |
| IT WORKS X-RAY VISION | BAG O' JONES | HIGH FLYING GLIDER PLANE | GROSS TASTE COLA DRINK |
| LOUD NOSE BLOWER | SIREN WHISTLE | HOT GUM | |
| GREATEST SURPRISE GAGS! | GLOW IN DARK SNAKE | | |
| CHOCOLATE BAR SQUIRT | MAGIC PLATE LIFTER | | |

ADULT SUPERVISION REQUIRED

Draw an X in the boxes you want. Or write on a separate piece of paper.

Smallest package we can send you is 4 items. COMES WITH FREE GIFT!

Order 6 or more, pay only 45¢ each, get 2 FUNNY FREE GIFTS!

All 25 for only \$10 with 3 FUNNY FREE GIFTS!

Two sets of ALL 25 only \$19 with 6 FUNNY FREE GIFTS!

FREE CATALOG = FAST = SERVICE. SEND Your Name, Address, and \$1.00 for Postage & Handling To: **THE MAGIC COMPANY, DEPT. 1731, P.O. BOX 70, STROUDSBURG, PA 18360**

©1989 A.T.H. CO.

Pocketknife know-how

A knife will serve you well if you take care of it.

FOR SCOUTS ON a camp-out, few tools are as useful as a pocketknife.

The two most popular camping styles are the Boy Scout knife and the Swiss army officers' knife. Both will slice bacon, spread peanut butter, open a can, turn a screw, and punch a hole in leather. Some Swiss army knives also have scissors, a Phillips-head screwdriver, wood saw, tweezers and toothpick.


The whittler's knife is another kind that Scouts use. This tool has three blades, each designed for a special wood-carving task.

Whichever knife you choose, know how to use and take care of it. The rule is keep it clean, dry and sharp. Here are some pointers.

- Never stick a knife blade in the ground. Dirt and moisture will damage it. Wipe the blade clean after each use.

- A drop of light machine oil on the joints will keep your knife easy to open and close. If your knife ever goes through the laundry, oil it well and remove any rust with 600-grit abrasive paper.

- Never cut wire with a knife. That will chip the blade.



Top to bottom: The Boy Scout pocketknife, Swiss army officers' knife and whittler's knife.

- Never stick the blade in fire. Fire ruins the temper, making the blade edge soft.

- Store your knife in the same place each time you put it away so you won't lose it. Select a dry spot that small children cannot reach. Before storing a knife for a long time, coat the blades lightly with oil.

How to Sharpen Your Knife

There are two main ways to sharpen knives. The "Official Boy Scout Handbook" recommends the following method:

Lay your knife—with its cutting edge facing you—on a lightly oiled sharpening stone. Raise the back of the blade slightly, at about a 10- to 15-degree angle. Stroke the edge toward you and off the stone as if you were slicing off a layer. Turn the blade over and stroke away from you. Do this several times. Wipe the blade clean.

Another way to sharpen is to place the blade on the stone at the same angle and move it in a circular pattern. Many experts use this method but the Scout technique is easier.

A sharp blade is safer than a dull blade. Be careful when using a pocketknife. Cut away from yourself. Make sure you have adequate space around you when carving. And never walk with an open knife.


One final point: Do not lose your knife. Fasten it to a belt clip or a long whistle lanyard and keep it in your pocket. Many pocketknives have been set down and forgotten in the woods.

Follow these tips and you will get years of use out of your knife. Thousands of people today are still using the first knives they bought when they were Boy Scouts years ago.—Warren Asa ♣



Build a desk set

These handsome pencil and letter holders make great gifts.



Above, Left: Why buy when you can make a rustic desk set that looks this good? Above: After making saw cuts, chip out the letter-holder "slices" with a hammer and chisel. A hand drill makes a clean hole in the pencil holder.

SOLID, THICK BRANCHES can be cut and shaped to make all sorts of useful items and gifts. One easy project is the rustic desk set shown here.

First, find some branches. Perhaps some have been trimmed from trees around your neighborhood. Ask permission before taking. Well-seasoned branches are best. You will also need a saw, chisel, hammer, drill, sandpaper, and varnish or paste wax.

Try to find woods with interesting grain patterns. Small cracks or insect holes are O.K. They will add character to your project. If the bark looks good and clings tightly to the wood, leave it on. If it is loose,

pick it off or remove it with a wire brush. Then sand the wood.

Letter Holder

1. Cut a foot-long piece from a limb 3 to 5 inches thick. Cut the ends at slight angles (see drawing). Cut one lengthwise side of the branch flat across so the holder will rest on a desk without rolling.

2. Make saw cuts one inch apart part-way into the branch, opposite the flat surface. Remove the waste with a chisel and hammer.

3. Sand the cut surfaces, and finish with two coats of varnish or paste wax.

Pencil Holder

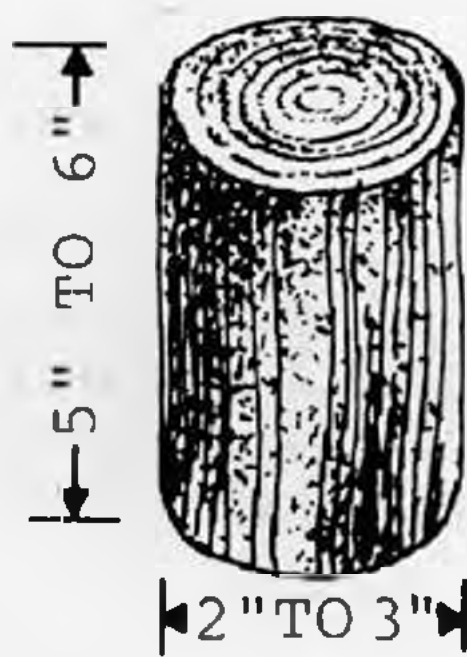
1. Cut a six-inch section from a branch that is 2 to 3 inches in diameter.

2. If your wood is soft, drill one large hole in the center of one end using a hand drill and an expansion bit. (Do not drill all the way through.) If your wood is very hard, it will be easier to drill 6 to 9 smaller holes—each hole to fit one pencil. Place your branch in a vise before drilling.

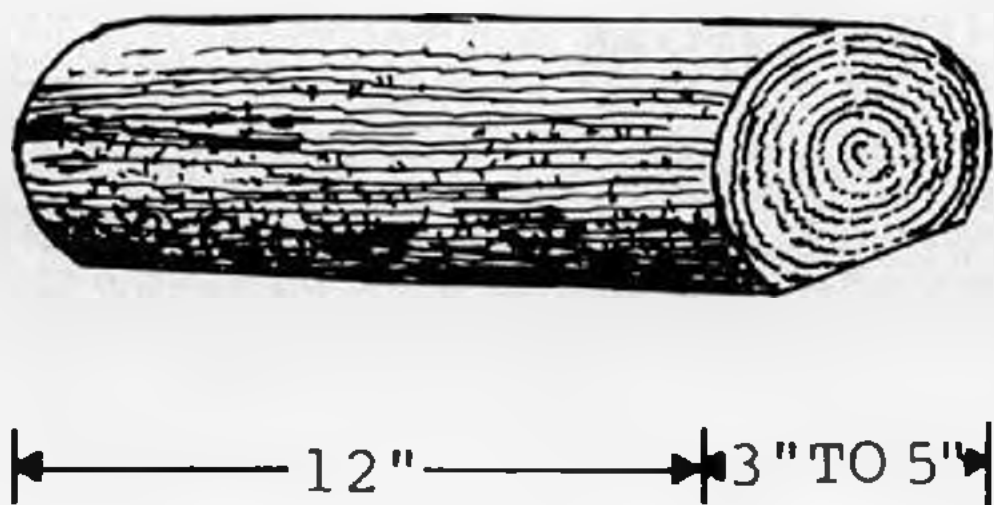
3. Sand the cut edges and finish with varnish or paste wax.

Make several desk sets and give them as gifts.—Warren Asa ♣

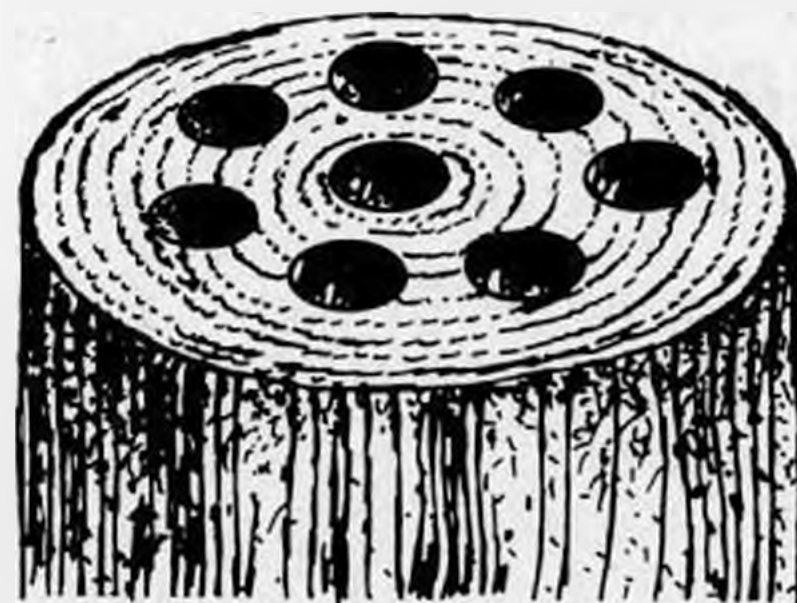
PENCIL HOLDER



LETTER HOLDER

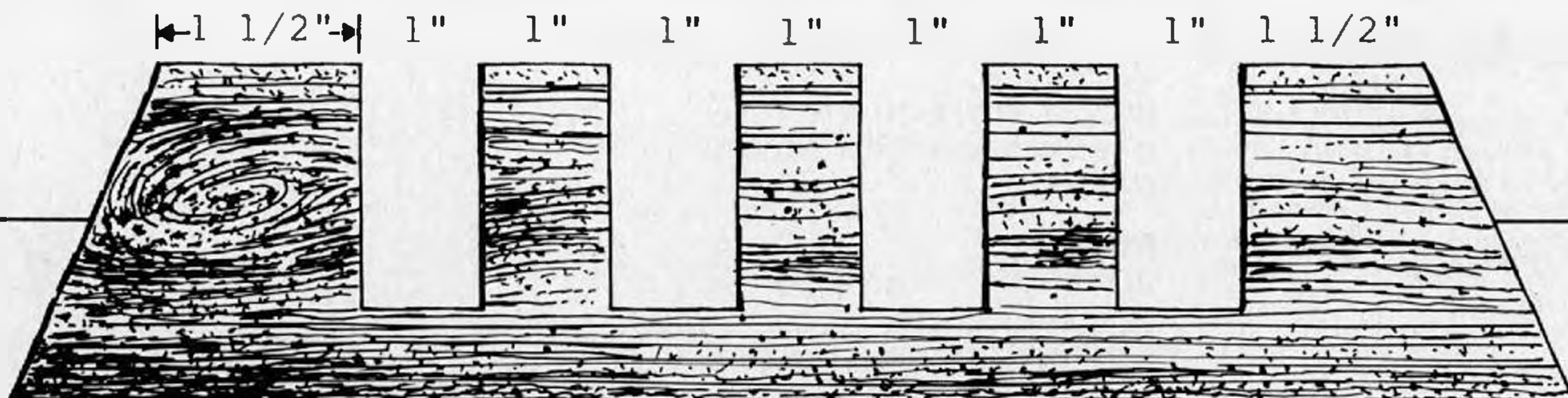


SAW BRANCHES TO LENGTH



IF YOUR WOOD IS SOFT, DRILL ONE HOLE 1 1/4" TO 1 1/2" IN DIAMETER. IF IT'S HARD, DRILL SEVERAL HOLES--3/8" TO 1/2"-- TO HOLD PENS AND PENCILS.

MAKE SAW CUTS AND CHISEL OUT WASTE. SAND CUT SURFACES AND FINISH THEM WITH TWO COATS OF PASTE WAX.




Order your 1988 BOYS' LIFE OR SCOUTING Bound Volumes NOW!

Again, we are making available to you bound volumes—both SCOUTING and BOYS' LIFE magazines—for 1988. You may wish to purchase one for yourself, a friend, a unit library, or to present to a Scouter for outstanding services rendered.

The Magazine Division of the Boy Scouts of America will have a limited number of 1985 and 1986 BOYS' LIFE and SCOUTING bound volumes available on a first come first serve basis. If you would like, we can have your name imprinted on the front cover. The cost is \$20.00 for a bound volume plus an additional \$3.00 for a name imprinted (optional). Or a total of \$23.00, including postage.

BOYS' LIFE/SCOUTING Magazines
1325 WALNUT Hill Lane, P.O. Box 152079
Irving, Texas 75015-2079



Send _____ 1988 BOYS' LIFE
and or _____ 1988 SCOUTING volumes

Imprint name/s _____
Bound Volume \$20.00
Name imprinted Add \$3.00

I am enclosing \$ _____

Name _____

Address _____

City _____ State _____ Zip _____

BOYS' LIFE SUBSCRIPTION SERVICE

Please include a BOYS' LIFE address label to insure prompt service whenever you write us about your subscription.

One 1-Year gift
(or 1-year subscription) **\$13.20**
Two 1-Year gifts
(or one 2-year subscription) **\$24.20**
Three 1-Year gifts
(or one 3-year subscription) **\$35.20**

Add \$5.00 a year for postage outside the U.S.
Allow 8-10 weeks for delivery

CHANGE OF ADDRESS

If you're moving, please let us know five weeks before changing your address. Place magazine address label here, print your new address below. If you have a question about your subscription, place your magazine address label here and clip this form to your letter.

SUBSCRIPTION FORM

- New Renewal Change of Address
 ENTER MY SUBSCRIPTION AS PART OF THIS ORDER
 I ENCLOSE \$ _____

name _____

address _____

city _____ state _____ zip _____


- 1 YEAR 2 YEARS 3 YEARS

GIFT CARD TO READ FROM _____
(Check or Money Order. NO CASH PLEASE).

Mail to:
BOYS' LIFE Subscription Service
1325 Walnut Hill Lane P.O. Box 152079
Irving, TX 75015-2079




Puzzle Corner




BY LOUIS MAGILA

CAN YOU ADD 2 STRAIGHT LINES TO THESE THREE TO COMPLETE 2 EQUAL-SIZED SQUARES?



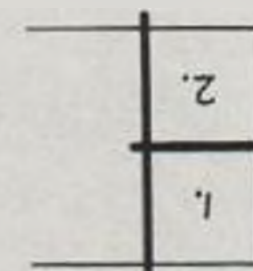
CAN YOU USE THE NUMBER 4 TO COMPLETE SETTING UP A PUP TENT?



CAN YOU USE 2 STRAIGHT LINES AND SEPARATE THE 5 STAR DOTS WITH EACH DOT IN ITS OWN COMPARTMENT?



Answers



SCHOOLS & CAMPS

RIVERSIDE MILITARY ACADEMY

JANUARY OPENINGS Distinguished tradition of excellence. Honor JROTC. Fully accredited. Strong College Prep and General courses. Grades 8-12, Post Grad. Highly qualified resident faculty, guidance, small classes. All ceramic tile, indoor Olympic pool with separate diving well. New all-purpose field house, year-round outdoor sports. Non-discriminatory. Catalog.

Superintendent
Riverside Military Academy
Box R612, Gainesville, Georgia 30501
404/532-6251

In the North Georgia Mountains

JUDSON-ARIZONA BOARDING COLLEGE PREP COED



Accred. Prep & Gen'l courses. Gr. 1-12. Small classes. Rem. Math, Reading Labs, Art, English as 2nd Language course. All Sports, Travel, Riding, Soccer, Rifle, Tennis, Skiing. Healthful climate. Est. 1928. Brochure: Henry G. Wick, Dir. JUDSON SCHOOL, Box 1569, Scottsdale, AZ. 85252. 602-948-7731, TELEX: 669440

CHOOSING A MILITARY SCHOOL?

If you're looking for a military school in the Midwest—we're looking for you—and we will offer you a scholarship if you qualify! Visit or write:

NORTHWESTERN MILITARY & NAVAL ACADEMY

Box 8129, 550 S. Lake Shore Dr., Lake Geneva, WI 53147, (414) 248-4465

WHERE YOU CAN ADVANCE IN SCOUTING WHILE PREPARING FOR COLLEGE



FORK UNION MILITARY ACADEMY

Our ONE SUBJECT PLAN for grades 9-12 highly successful since 1950. Training toward successful manhood and sound character for 91 years. Sep Junior School, grs. 6-8, house mothers. New Library, 2 gyms; 2 indoor pools. 14 sports, band, glee club, skeet, art, computers. Non-discrim. Ph. 804-842-3215 or Write Box 1501, Fork Union, Virginia 23055



RANDOLPH-MACON ACADEMY

"AIM HIGH:
Knowledge, Leadership
and Character"

America's only Co-ed boarding school with Air Force, Jr. ROTC. Flying lessons in school owned aircraft and aerospace program. Gr. 7-12 & PG. Successful college prep. program 135-acre campus, 70 mi. from Wash. D.C. New dormitory for 126 girls. Full athletic program. Pool. Band. Accredited. Est. 1892. Director of Admission, Box 21, Randolph-Macon Academy, Front Royal, Virginia 22630 (703) 635-4141. 1-800-272-1172 M-F.

HARGRAVE MILITARY ACADEMY

JANUARY OPENINGS

- Structured Environment
- Required "How To Study" Program
- Faculty Supervised Evening Study
- Picturesque Campus
- Complete Athletic Program
- Flight Instruction
- Summer School
- Christian Atmosphere
- Grades 6-12 + P.G.



Dept. 112
Chatham, Virginia 24531
1-800-HMA-FORU

St. John's Military School

Grades 5-12
Since 1887

Accredited Individual attention. Distinguished Faculty. College prep. ROTC. Honor School. Sports. Beautiful Campus with spacious facilities & lab.—latest equipment Arts, Crafts, Driver Education, Champ Band. Good food. All Faiths. Admission anytime. Box 827-B, Sallina, KS 67402-0827 • 913/823-7231

CARSON LONG MILITARY SCHOOL

Accredited. Educates the whole boy—physically, mentally, spiritually. How to learn, how to labor, how to live. Happy environment. Prepares him for college and life. Grades 6-12. 152nd year of character building. Overall charges \$5,900.00. For catalog, write:

Box 98E, New Bloomfield, Pa. 17068.

Fishburne Military School

Grades 8-12 & PG. A small, quality school in the Southern tradition. Since 1879, preparing boys for a future of success. Small Classes. Individual Attention. Supervised Evening Study. Reading Improvement. How-to-Study. Fine Arts. Army JROTC. Full Sports. Indoor Pool. Riding. Band. Non-military Summer School. Call (703) 943-1171 or Write Admissions Director, P.O. Box 988B, Waynesboro, Virginia 22980. Non-Discriminatory.

THE REWARD IS EXCELLENCE



An atmosphere dedicated to bringing out your best... That is what you want and that is what we offer. Complete study skills, help sessions, full athletics. Grades 7-12 & PG. Non-discrim. Contact Director of Admissions, Box L, Camden, SC 29020. Ph. (803) 432-6001

Camden Military Academy

WENTWORTH MILITARY ACADEMY

Can Help You Succeed!

Improve your grades, enjoy sports, band, learn to fly. Boy Scouts and Explorers. Earn an Army commission. 7th grade through Junior College.

Call 1-800-WMA-1880 or write to:

Wentworth Military Academy
5129 Washington Avenue
Lexington, MO 64067



"Building leaders
since 1880"

FLORIDA AIR ACADEMY Education You Can Believe In

Florida Air Academy, on Central Florida's high-technology Space Coast, offers young men in grades 7-12 a college-preparatory as well as a general curriculum in a safe, structured environment. Cadets develop character and self-discipline, while growing into confident young men who know the value of responsibility and citizenship. F.A.A. features: small, individualized scheduled classes; computer instruction and driver's education; U.S. Air Force Jr. ROTC; leadership training; flight training programs; Varsity, Jr. Varsity and intramural sports competition; karate and SCUBA; locally unique social activities and the opportunity to mix with Cadets from diverse cultural backgrounds.

Mid-term begins 1-29-90. Summer school begins 7-1-90 through 8-10-90. For immediate details, call (407) 723-3211 or write: Florida Air Academy, Dept. MB, 1950 South Academy Drive, Melbourne, FL 32901.



MOTIVATION STARTS AT VALLEY FORGE

Motivation leads to success. Our structured environment and proven incentive system work. We build confidence and achievement. All major sports. Flight Program. ROTC. Boy Scouts. Equitation. Concert Band Scholarships.

Middle School • Academy
Junior College • Summer Camp

Director of Admission (Box 401)

VALLEY FORGE MILITARY ACADEMY AND JUNIOR COLLEGE

Wayne, PA 19087 • (215) 688-3151
FAX (215) 688-0829



U.S. SPACE CAMP®

Register now for a week-long adventure into astronaut training and simulated Space Shuttle missions. Grades 4-6 for U.S. SPACE CAMP in Alabama and Florida. Grades 7-12 for U.S. SPACE ACADEMY. Write U.S. SPACE CAMP '89, Box 1680, Huntsville, AL 35807, or call toll-free 1-800-63-SPACE in Alabama call 205-837-3400.



FREE-PARENTS' GUIDE. Over 400 private boarding schools, camps & summer programs in U.S. & abroad, serving children 6-16. Most visited by publisher. For 280-pg. annual guide & free referrals give child's age, grade, interests, geographical preference & entrance date. Est. 1940. Vincent/Curtis, Rm. 292, 224 Clarendon St., Boston, MA 02116

BLACKS

CAMP NAUTILUS

Sea Camp for boys ages 8-16. 3 & 4 weeks. Inshore and Offshore Sport Fishing, PADI Scuba Certification X Sailing, Skin Diving, and much more... For more information write: Camp Nautilus, Black's Island, Box 945, Department B-5, Port St. Joe, FL 32456.

OFFENSE-DEFENSE

FOOTBALL CAMP

Football camps for boys 8-18, with "contact" meet June & July in Calif. & New York. 60 college coaches daily plus 26 NFL pros at each camp including Derrett, Klecko, Carr, Bennett, Shuler, Lott, Rice, Frank, Covert, Dumas, Joe Morris, Simms, Banks, Tonn, S. Morgan, Tim Brown, Everett, Tee Tail Jones and More. Brochure: Offense-Defense, Dept. BL, P.O. Box 317, Trumbull, Ct. 06611

CALL TOLL FREE 1-800-243-4296 or 800-243-4296
IN CONN. 203-372-8556

MICKEY OWEN BASEBALL SCHOOL

31st year AGES 8-19. Expert instruction from America's Authority on Youth Baseball. Play 15-20 games in 2 weeks—Night baseball every night. 6 fields (4 lighted)—4 lighted batting cages. 7 pitching machines. Color Video Tape equip. WRITE for free brochure. Mickey Owen Baseball School • Dept. BL-89 • Millar, MO 65787 • 417-882-2789



FLOAT IN SPACE!

BE REALLY weightless! Fly down the same Space Shuttle runway the astronauts use! Tour entire Kennedy Space Center. Ask a boy who's been here! Mailing address:

AMERICAN AEROSPACE FLIGHT CAMP
110 Pearl Ave., Sarasota, FL 34243
TELEPHONE: 1-813-355-4551

Carve your catch

BY WARREN ASA

Hook into a nice fish? Make a wooden model to hang in your room.


EVERYONE WHO FISHES dreams of the day when he'll catch a lunker so big that he must have it mounted to hang on his wall. Until that lunker comes along, here is an easy way to capture all the beauty of one of your nice catches: Carve it in wood.

At the fishing hole, you'll need a large piece of heavy paper (a brown paper bag works well), pencil, and camera with color film.

At home you'll need a piece of soft wood the size of your fish, coping saw, whittling knife, rasp, sandpaper, oil or acrylic paint, glue, and a mounting board.

1. After catching a fish, take a few closeup, color photos of it as soon as possible, before it loses any of its color. The photo will help guide you when painting the wood.

2. Lay your fish on the paper and carefully trace around it with a pencil. Remove the fish and sketch in the shape of the fins



and other details such as scale size, and positions of the gill cover and eye. You may want to jot a few notes on observations such as body thickness.

3. At home, use carbon paper to transfer the outline of your fish to a piece of pine, birch, poplar or basswood.

4. Saw the outline with a coping saw. Then, carefully whittle and rasp the wood

into the shape of your fish. The idea is to capture the smooth, flowing body lines. The other side of the fish (back of the wood) will not be seen, so it need not be carved in detail.

On the rainbow trout shown here, the tail was carved along with the body, but the fins were made separately and glued in place. You can cut the fins from sheet balsa, veneer, or a single ply from a piece of scrap plywood. Hold the fins in place with pins until the white glue dries.

5. Carve in a few details such as the gill cover, cheek, and upper jawbone. Don't carve in too many. Details are much easier to do with paint. After carving, sand smooth.

When your photos have been processed, you'll be ready to paint. Use an oil or acrylic paint.

6. Glue the mounting block to the back of your carving. Then, paint the body with a primer coat of white or gray.

TO MAKE A PALETTE FOR MIXING PAINT, SLIP A PIECE OF PLYWOOD INTO A SMALL PLASTIC BAG.

TO CLEAN UP, DISCARD BAG.

USE TWO MOUNTING BLOCKS

THIS BLOCK MAKES A GOOD HANDLE FOR PAINTING THE FISH.

CAUGHT BY JAMES A PATRICK

BIG BEAR LAKE MARCH 9, 1987

RUSTIC PLANK


DRIFT-WOOD OR BRANCH

WOOD PLAQUE



Make a tracing of your fish on heavy paper.


7. Use your photo to guide you as you paint. Start painting with the lightest colors and proceed to the darker colors. Colors should gradually fade from one shade to another. One way to do this is with the wet-brush technique. Use enough thinner (if you are using oil paint) or water (if you are using acrylic) to keep your brush moist. As you proceed from the lighter to the darker colors, add a tiny amount of the darker color at a time. If the color changes are still too sharp, use a clean, moist brush to blend them.



A detailed drawing will help when carving.

8. After the base coat has dried, add details such as eye, mouth color, lines on the fins and scales, and spots and splotches on the body.

You may find the drybrush technique helpful in duplicating the splotches found on many bass and panfish. Do this by applying a tiny amount of paint to a dry brush. Dab the brush on a piece of paper with an up-and-down motion until you get the size and shape you are after. Then do the same on your wooden fish. If your fish was caught on a fly or lure, you may want to attach one to your finished carving.



Paint the eye, fin lines, scales, and body.

9. Four methods of mounting are shown in the sketch. Frame, plaque, rustic board or branch all look good. Just attach one to the mounting block with a wood screw and glue. ♣

IT'S A KEEPER!

Fishin' Time™ The New Board Game

Escape to the scenic outdoors with America's greatest freshwater fishing challenge.

You and your opponents will go in search of seven different freshwater game fish. If you should end up with the highest total weight of fish, you're the winner!

But be prepared, don't let that "big one" get away. Get set for a "reel" fishing adventure.



AVAILABLE AT K-MART, SHOPKO, TOYS 'R' US, SELECT SEARS, COAST TO COAST, KIDDIE CITY & PLAYWORLD STORES AND OTHER FINE RETAILERS.

DISTINCTIVE GAMES, INC., P.O. Box 29788, Minneapolis, MN 55429 • (612) 493-4988

A BINDER FOR YOUR BOYS' LIFE COPIES

Get this top quality binder. It comes in a sturdy red finish vinyl with gold letters. Just the thing for your unit library and it holds a whole year's supply of BOYS' LIFE magazines.

The prime appeal of this titled binder, with an all metal device and rods to hold magazines in place, is now you can refer to any issue or article without removing the magazine from its sequence.

While everything stays orderly, you can open the binder and lay it flat for easy reading. All this is available in decorative strong, durable leatherette construction embossed in gold letters.



It's a snap to use this BOYS' LIFE magazine binder. Each flexible metal rod is placed in the center of your magazine, then snaps into place. In seconds, all the issues are neatly in position.

HERE IS ALL YOU NEED TO DO:

Print your name and address and enclose with \$8.00 (includes postage), in check or money order to: BOYS' LIFE Binder #200, 1325 Walnut Hill Lane, P.O. Box 152079, Irving, TX 75015-2079.

I am enclosing _____, \$8.00 each for _____
Boys' Life Binder(s).

BOYS' LIFE Binder #200
1325 Walnut Hill Lane
P.O. Box 152079, Irving, TX 75015-2079

NAME _____

ADDRESS _____

CITY _____

STATE _____ ZIP _____

Stamps & Coins



Groovy fact. A quarter has 119 grooves on its circumference. A dime has one fewer.—\$5 to Chad Brassil, Anoka, Minn.

• The official name for the serrations on the edge of a coin is *reeding*.



For the first time, the Postal Service's Christmas stamps are being sold in booklets of 20 as well as in 50-stamp sheets. This gives Christmas stamp fans four variations to collect. Each year the Postal Service issues a traditional stamp showing religious art and another stamp with a contemporary design. The 1989 traditional Christmas stamp features the Madonna and Child from Ludovico Carracci's painting, "The Dream of St. Catherine of Alexandria." Artist Stevan Dohanos of Westport, Conn., designed the other stamp, which shows an antique sleigh filled with wrapped presents.

Not a piggy bank. When a 60-year-old crocodile died at the St. Louis Zoo in July 1989, veterinarians found \$2.42 in its belly. Zoo visitors had thrown coins into the cage and the croc had eaten them. The autopsy revealed 7 dimes, 9 nickels and 127 pennies, all black from oxidation.—\$5 to Jonathan McDowell, West Columbia, S.C.

• The crocodile's death was probably not related to the coins in its stomach, say veterinarians. But they ask zoo visitors to refrain from feeding the animals, or loaning them money.

Do your stamps stick to your blotter when you dry them? Try using a drying book after soaking your stamps. The pages of drying books are made to keep stamps from sticking. You can buy drying books for a few dollars at hobby stores.—\$5 to Jonathan Vance, Antioch, Calif.

Is soda pop good to use to clean coins? I left some coins in a glass of cola for a few days and it seemed to work.—Timothy Jenkins, Cincinnati, Ohio.

• The general rule is never clean a coin. An abrasive scouring powder or pencil eraser can damage the coin. The same is true of solutions like soda. The bubbles in the soda might scrub the coin clean, but the acid can also damage the coin's surface, and lower its value.

The "Pledge of Allegiance" will turn 100 years old in 1992. I encourage all Scouts to support the call for a U.S. postage stamp commemorating the centennial. Write to the Citizens' Stamp Advisory Committee, c/o Stamp Information Branch, U.S. Postal Service, 475 L'Enfant Plaza S.W., Washington, DC 20260-6753. Let the committee know how you feel. [The committee's job is to select stamp subjects from thousands of recommendations it receives and suggest a limited number to the Postmaster General.]—Kevin Newman, Rochester, N.Y.

• The original "Pledge of Allegiance to the Flag" was published on Sept. 8, 1892, in a weekly magazine called *Youth's Companion*.

Is it true that the United States issued a nickel in 1912 with the Roman numeral "V" on it?—Brian Van Der Woude, Silver Spring, Md.

• Yes. The five-cent Liberty Head coin was minted from 1883 until 1912. The coin has a Roman numeral "V" on its reverse surrounded by a wreath of corn, tobacco, wheat and cotton, and the words "UNITED STATES OF AMERICA," "E PLURIBUS UNUM" and "CENTS." Thirteen stars surround the profile of Lady Liberty on the obverse. The five-cent piece is 75 percent copper and 25 percent nickel.

When first minted in 1883, the word "CENTS" was not used on the coin. This caused much confusion because nothing on the coin told of its denomination. Some people illegally gold-plated the coins and passed them off as \$5 Half Eagles.

On Sept. 25, 1789, the House of Representatives and the United States Senate proposed 12 amendments to the U.S. Constitution. Ten of those amendments were ratified by the states and now make up what is known as the Bill of Rights. These 10 amendments guarantee our rights as citizens. The first amendment, for example, guarantees freedom of speech, freedom of the press, and the right to peaceably assemble. A 25-cent commemorative postage stamp marks the drafting of the Bill of Rights. The stamp was issued in Philadelphia in September.

Mint records show that 19,570 silver dollars were struck in 1804. But today only 15 coins are known to exist. There are rumors about what happened to the rest of these dollars. One suggests that they were sent to Barbary pirates as ransom for the release of hostages captured when the U.S.S. *Philadelphia* ran aground at Tripoli harbor on the Mediterranean Sea. [The United States fought Barbary pirates in the Tripolitan War, 1801-1805. Today, Tripoli is the capital of Libya.] Another rumor has the silver coins melted down.—\$5 to Thomas Bywater, Burley, Idaho.



Can you imagine what mail delivery will be like in the future? The Postal Service has done some dreaming. It has designed a block of four stamps showing a hypersonic mail shuttle, a mail "truck" zooming along a highway on a cushion of air, a space shuttle making a mail transfer at a post office in space, and a lunar rover delivering mail to a space colony. The 45-cent airmail stamps commemorate the 20th Universal Postal Union Congress, which runs through Dec. 14 in Washington, D.C. At that meeting, representatives from postal services of 169 member nations will be discussing mail regulations between nations. The new stamps, also used in a souvenir sheet, were issued during World Stamp Expo '89 this fall.

One fun thing to do is to find a stamp catalogue and look up the postage stamps issued during the year in which you were born. Maybe a stamp was issued on your birthday.—\$5 to Brian J. Liedtke, Appleton, Wis.

A tip on soaking stamps off of colored envelopes. The ink used to color envelopes sometimes dissolves in water. To avoid staining your stamps with this coloring, first trim excess paper from around the stamp. Now soak each stamp separately, in cold water. Be patient. Stamps loosen more quickly in warm water, but cold water will dissolve less coloring. After the stamp soaks free of the paper, soak it again in a fresh bath of room-temperature water.

—Jeff Csatori

Boys' Life will pay \$5 for your stamp and coin collecting hints, news items and unusual facts that we print. Send your ideas to Stamps & Coins, Boys' Life, 1325 Walnut Hill Lane, P.O. Box 152079, Irving, TX 75015-2079. Please list the source of news items and unusual facts. We regret we cannot reply to readers' questions individually.

STAMPS & COINS



HOUSE OF U.S. STAMPS

Old classics, commems, air mails, etc. Join our fine approval service. **GREAT GIFTS** with purchase of first selection or want list. Send 15¢ for handling.

THE STAMP BOUTIQUE

P.O. Box 456 Madison, NJ 07940

LINCOLN CENTS

B.U. 1982 Lincoln Cents. 7 unique varieties displayed in gold. Embossed deluxe holder. Special sale reduced to \$5.00 for each set of 7.

Numis Coin Co., PO Box 283, Wood Dale, IL 60191

Boy Scouts



14 Beautiful Mint Stamps - 25¢

You owe it to yourself to order this fascinating collection honoring Scouting and its worthwhile achievements. Because we've all known or been a Scout, this is an extremely popular collecting topic, yours for only 25¢ when ordering approvals. Buy what you like -return balance. Plus our latest **FREE** catalog! Send Today!

Falcon Stamp Company

Dept. SC129BLF

Falconer, New York 14733-0300

200 U.S. Stamps

\$10 Value — ONLY \$1!

START a new collection or enlarge the one you already have — for **ONLY \$1!** This popular offer is yours just for trying our select stamp approval service. You get selections of better used U.S. for a **FREE 10-day trial.** Buy only those you like, return balance promptly. Cancel at any time.

RUSH \$1 TODAY!
Collectors Choice
Dept. 88, Box 708, Lewiston, NY 14092

Private collector, Eagle Scout, has 1000's of new and used U.S. stamps to sell below Scott value or will send on approval. Please write today—no obligation.

TIM LYNCH, 111 GROVE HOLLOW CT., SANFORD, FL 32773

50 US Stamps Mostly Commemoratives 50¢
25 Large Worldwide Colorful Beautiful Stamps with
2 Large Colorful Souvenir Sheets 50¢

Order both for \$1.00 & receive Bonus of
3 Complete Mini Sets totaling 40 varieties
NO APPROVALS S.R. Gibson Stamps Box 1, Williamstown, NJ 08094 0469

COINS ARE COOL

| | | | |
|-----------------------------|--------|------------------------------------|--------|
| 4 Different Indian Pennies | \$2.00 | 3 Different Mercury Dimes | \$2.00 |
| 4 Different Buffalo Nickels | \$2.00 | 3 Different Silver Roosevelt Dimes | \$2.00 |
| 10 Different Wheat Pennies | \$2.00 | 10 Different Foreign Coins | \$2.00 |

All six offers \$10.00 Post paid with catalog
The Coin Mart, 3911 Broadway, Kansas City, Mo. 64111



LINCOLN PENNIES

| | |
|-------------------------------------|---------|
| 35 Different 1959-1980's | \$ 1.00 |
| 35 Different 1941-1974 | \$ 3.00 |
| 25 Different Teens-1940 | \$ 6.00 |
| 100 Different Teens-1980's | \$10.00 |
| 50 Assorted Wheats (before 1959) | \$ 3.00 |
| 25 Assorted "S" Mint Mark Wheats | \$ 3.00 |
| 10 Assorted Wheats Before 1920 | \$ 3.00 |
| 10 Power Magnifier—Helps Read Dates | \$ 5.00 |

Coin Albums: 1909-1940, 1941-1974, starting 1975, starting 1959... \$1.50 each

\$2.00 Postage and Handling

APPLETREE, P.O. Box 252 Dept 212, Jackson, WI 53037

53 ORIENTALS



Imported from strange lands of the mysterious Far East. This valuable collection of 53 genuine postage stamps from Borneo, Burma, Hong Kong, Malaysia, Nepal, Siam, Sarawak, Singapore, Vietnam, etc. Supernatural Demon God (half man, half bird), ferocious wild beasts, ceremonial dancers, weird oriental idols, many others. Guaranteed worth over \$2 at standard catalog prices — all for 25¢. Also fine stamps from our approval service. Buy only what you like. **Return balance.** Plus big **FREE** illustrated Catalog.

Jamestown Stamp Co., Inc.

Dept. C129BL • Jamestown, NY 14701

Member ASDA • APS



FREE 10 Different Army-Navy Issues.

WHAT A BARGAIN! You'll get the stamp illustrated in a collection of 10 different Army-Navy issues. A complete historical set! Send 25¢ in coins for postage.

Loral Stamp Co., P.O. Box 444, The Plains, N.Y. 10984

World Wide Stamps

mounted in books on approval
2¢ and up

TRUST STAMP COMPANY

P.O. Box 100-B, Jamaica, N.Y. 11435

51

U.S. STAMPS \$2.50 VALUE

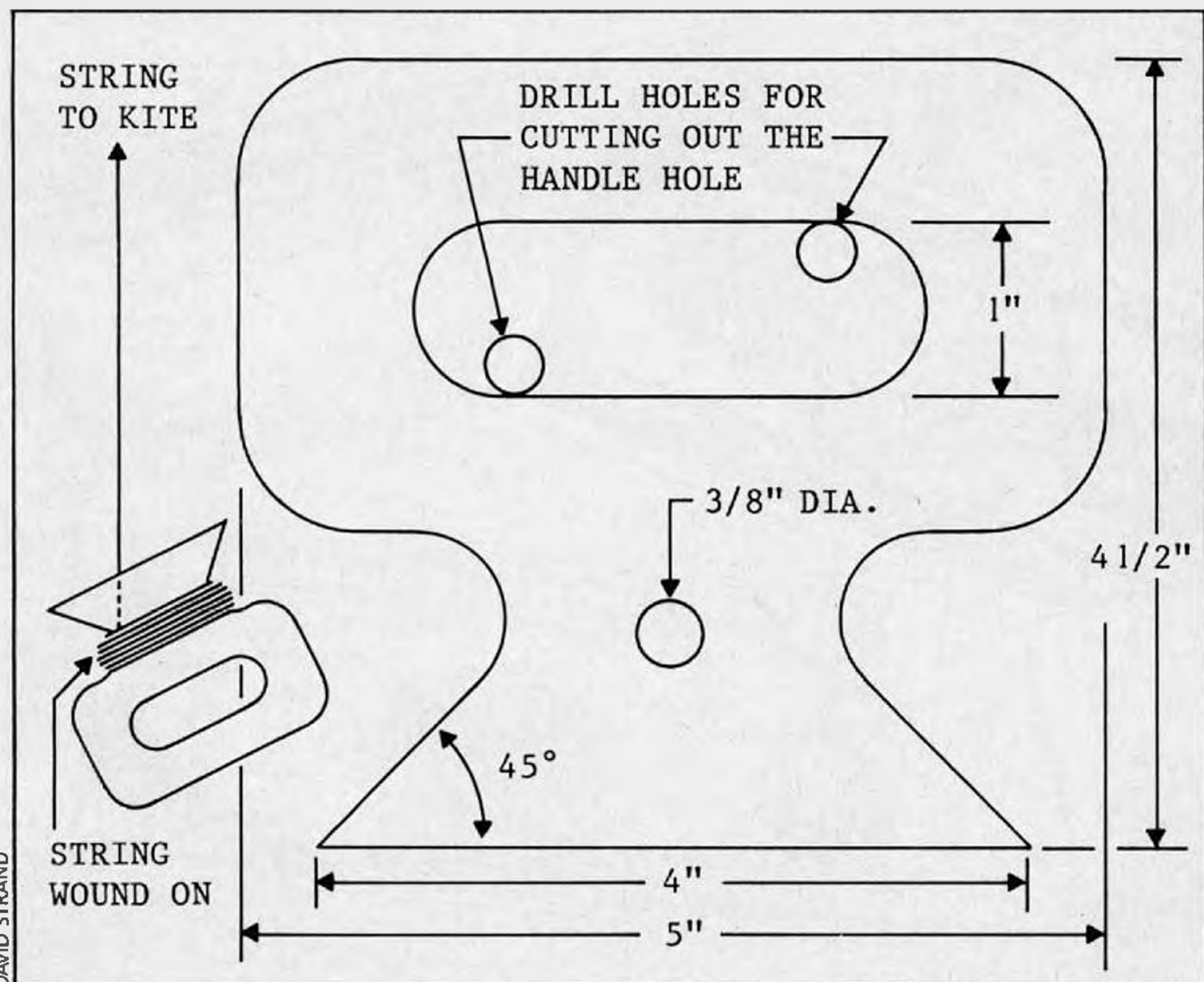
FREE SOUVENIR SHEET & GIFT
FREE U.S. PRICE LIST
NO APPROVALS —

J&B STAMPS, 338 N. IDAHO AVE.
N. MASSAPEQUA, N.Y. 11758

50¢

Kite keeper

Make the thing that holds the string.



A GREAT PROJECT for the Webelos Craftsman activity badge or a Wolf building achievement is a "D" handle kite-string keeper. It is so easy, you can finish it and be flying a kite in an hour.

You will need: a 3/16-inch piece of board, coping saw, hand drill with a bit at least 1/4 inch in diameter, file, and medium sandpaper.

1. Copy the kite-string keeper pattern (shown here) onto your board. Use the dimensions given on the drawing.

2. Drill holes through the board where they are indicated on the template.

3. Place your board in a vise. Use a coping saw to cut along the keeper pattern you have drawn. To cut out the handle hole, disconnect your coping saw blade, pass it through one of the drill holes, and reconnect it before sawing.

4. With a file and sandpaper, round off the corners so the edges of the keeper will not hurt your hand or cut your kite string.

To attach the string, tie a loop that is large enough to fit over the "horns" of the keeper. Thread the loop through the string hole, then loop it over the horns.

Now you are ready for some high flying. —T. A. Dial♣

Collecting paper money

How to get started in this fun hobby without spending a bundle.

ONCE I MET a clerk in a Kansas City store who could guess where his out-of-town customers lived.

He amazed the man in front of me when he asked him, "What brings you here from Boston?"

How did the clerk know that the man was a visitor from Boston? Was he a mind reader? A detective? No. The clerk was a paper money collector.

The Bostonian had tipped him off when he paid for his item with four crisp dollar bills. All had the same Federal Reserve Bank letter on them, an "A." That stands for the Federal Reserve Bank of Boston. So, the clerk guessed he was from the Boston area.

The clerk told me that whenever he spots a customer spending several bills with the same Federal Reserve Bank letter, it is a safe bet that he is a visitor from somewhere near that issuing bank. "It doesn't always work," he said, "but it sure surprises people when my hunch is right."

Twelve Federal Reserve Banks supply all of the money throughout the country. You can tell which bank issued a bill by looking for the circled letter on the front of the bill. Look closely and you can see the bank's name written in the seal. The black numbers located near the corners of the bill also correspond to certain banks.

The clerk's "secret" is a fun trick you

may wish to learn. Below is a list of the 12 Federal Reserve Banks. Find the one closest to you. Then check a few of your bills to see if most of them have the markings for that bank.

- A-1 Boston, Mass.
- B-2 New York, N.Y.
- C-3 Philadelphia, Pa.
- D-4 Cleveland, Ohio
- E-5 Richmond, Va.
- F-6 Atlanta, Ga.
- G-7 Chicago, Ill.
- H-8 St. Louis, Mo.
- I-9 Minneapolis, Minn.
- J-10 Kansas City, Kan.
- K-11 Dallas, Tex.
- L-12 San Francisco, Calif.

Collecting paper money is fun. But many people are turned away from the hobby because it can be expensive. The lowest denomination of bill in circulation is the dollar. Collecting bills of higher values gets expensive quickly. Yet, there *are* ways to collect paper money on a limited budget.

The first step is to learn all you can about the currency in daily use. Start by studying a bill. Look for the motto, "In God we trust." It was not put on paper money until 1957. Coins have had it since 1864.

Learn about the designs and historical figures shown on each denomination. Most public libraries have books about

United States currency that will help.

Assemble a simple collection of current dollar bills from each of the 12 Federal Reserve Banks. That will cost you only \$12.

- Collect small bills from foreign countries. Some are very colorful and have interesting designs. Ask friends who travel abroad to bring you samples.

- Personal and business checks are also part of the paper chase. An outstanding collection can be made of one-cent checks. Ask friends and relatives for their personal checks made out to you for one cent. Folks are often happy to do this because they know that you will never cash the check.

- Some paper buffs also collect credit cards that have expired. Others save souvenir wooden nickels, old stock certificates, play money, premium coupons, and newspaper and direct-mail advertisements made to look like paper money. Most of these items are free. They are fun to collect because there are so many kinds.

Once you form your collection, be sure to take care of it. Store it in a cool, dry place away from direct light. Keep bills in envelopes, and store them flat in a shoe box. Never mount bills with tape or glue. Never try to clean bills.

Other than that, you can set your own rules for your collection.—*Kenneth Bressett* ♣



THINK & GRIN



During lunch, a young man sat down at a table with a bunch of his buddies. The young man watched with unbelieving eyes as one friend started wolfing down chips and candy bars.

"Yecch!" he finally exclaimed. "How can you eat that *junk*? It's filled with chemicals, preservatives and...and who knows what else!"

The hungry friend shrugged. "I guess you think all those foods that say 'natural' are good for you. Let me tell you something—they can *kill* you!"

"Ha! How do you figure that?"

"Simple. It's in all the newspapers, in the obituaries. Look, and you'll read over and over: 'Death by natural causes!'"

—Ryan Verschoor, Carlsbad, Calif.

That last joke was about as funny as an air-conditioned igloo!

—William Hardie, Whiteville, N.C.



On a lazy Saturday, a mother tried to get her two sons out of the house.

"John," she said to the older boy, "why don't you take your brother to the zoo?"

"Aw, gee, Ma," the older boy sighed, "I think if the zoo wants him, the zoo oughta come and get him!"

—Jacob Beniflah, Austin, Tex.

Daffynition: Shoehorn—instrument used to make footnotes.

—Jeremy Orlando, Detroit, Mich.



Two old friends went bear hunting for the first time. Each boasted of how good a hunter he was. And each claimed he would be first to get a bear.

"In fact," said one, "I guarantee I'll get more bears than you, or I'll carry you home on my back!"

"Same for me."

Early the next morning, one friend sneaked out of the cabin, trying to get an edge on his buddy.

A hundred yards into the woods, the man came across a bear searching for its breakfast.

The man bolted back to the cabin—the bear following at his heels.

As the man neared the cabin door, he tripped, falling on the door. It opened, and the bear ran right inside.

Thinking quickly, the man stuck his head inside. When he saw his buddy sit up in bed wide-eyed, he slammed the door shut, and yelled: "There's the first one. You skin him, and I'll go get another!"

—Sarah Black, Birmingham, Ala.

That last joke made as much sense as a fish wearing scuba equipment.

—Chris Hamilton, Decatur, Ala.

"... And so," Chubb said, ending his presentation for a class research project, "if half of all third graders have trouble with math, that means of the 14 million students...uh, that means...two goes into 14...um...."

—Chris Hamilton, Decatur, Ala.

Daffynition: Jackhammer—plaster blaster.—Jeff Mastin, Florence, N.J.

"Now, class, you've all read a book and written a report. Who would like to read theirs first?"

A young man's hand shot up.

"Very good," the teacher smiled. "You may begin by telling us which book you chose."

The boy stood, and said: "I chose the telephone book. Not much of a plot—but, boy, what a list of characters!"

—G. M. Gibson, Hastings, Mich.

That last joke made as much sense as a NO PETS! sign in a veterinary office.

—Laurie Lamb, Lakeside Park, Ky.

"One of our new guys is having a little difficulty," one patrol leader told another.

"Like what?"

"Like, I gave him a packet of instant-drink mix, and after reading the directions, he spent half an hour trying to get eight cups of water into the package!"

—Reuben Brown, Randle, Wash.

Tom Swiftee: "Oh, I just know that my photos won't come out," Tom said negatively.

—Roland A. Baroni III, Armonk, N.Y.



THINK & GRIN

Teacher: Chubb, please use the word "detour" in a sentence.

Chubb: Yes, ma'am. "De guide took us on detour of de museum."
—Matt McDaniel, Covington, Tenn.

Two mailmen met at the corner of their neighborhood routes.

"Ouch!" complained one. "That poodle down the street took another snap at my leg."

After looking at the leg, the other said, "Did you put anything on it?"

"Nah. He liked it plain!"
—Sebastian Jackson, Houston, Tex.



Tom Swiftie: "I think our boat has a leak," Tom said with a sinking feeling.
—Josh Glover, Hightown, Va.

Teacher: Chubb, this time use "always" in a sentence.

Chubb: Yes, ma'am. "If you come to a crossroad and you're lost, try always!"
—Matt Barnes, Dale City, Va.

That last joke was as useful as a boat anchor made of Styrofoam!
—James Ruschioni, Leominster, Mass.

Daffynition: Eclipse—what a gardener does to a hedge.
—Josh Trendler, Decatur, Ill.

Chubb walked up to Westy, tapped on his shoulder, and very quietly said: "Look, I'm a little worried about Pee Wee—"

Westy's eyes became big as dinner plates. "You are worried about Pee Wee?"

"Yeah," Chubb whispered, "he just told me that it would not hurt if I drove a car into a brick wall."

"And—?"
"And," Chubb sighed, "he knows I can't drive!"
—Linn Brady, Lake Jackson, Tex.

Teacher: One more try, Chubb. Give me a sentence using the word "politics."

Chubb: Whew... yes, ma'am. "A parrot named Polly swallowed a watch. Now politics!"
—James Bazata, Lake Villa, Ill.

Two boys stood in line outside their school cafeteria just before lunch.

"Oooh, my tummy aches," the first said. "That's because you haven't eaten," said the second. "Your tummy is empty, so it hurts."

The first boy looked at his know-it-all schoolmate and said with a grin, "Could that explain all your headaches?"

—Chris Ellersick, Peoria, Ariz.

Walking through woods near their home, two boys carried sticks that they pretended were hunting rifles.

"Let's hunt bear!" said one boy. "What? No way! If we hunted bare, we would catch colds!"

—Heather Bingham, Jackson, Calif.

Tom Swiftie: "Why oh why does my horse keep stopping?" Tom said woefully.
—Ukiah Richardson, Tonasket, Wash.

Dink: What do you call a fish with a couple of knees?

Duff: I dunno. What?


Dink: A two-knee fish!

—Matthew McKenna, Levittown, Pa.

Tom Swiftie: "Gee, that sure is an awesome laser!" Tom beamed.

—James Gilsinan, Webster Groves, Mo.

Daffynition: Sod—portable grass.
—Dave Caruso, West Chicago, Ill.



Teacher: One more sentence, Chubb. Try "canoe."

Chubb: Uh, "Canoe repeat the question?"
—James Gilsinan, Webster Groves, Mo.

Tiger Cub: Say, Woody, what happens when a cement truck hits a police van carrying prisoners?

Webelos Woody: What, Tiger?

Tiger Cub: In no time you've got hardened criminals!
—Richard Blake, San Luis Obispo, Calif.

Boys' Life will send your choice of \$2, a Scout "Handbook," or a "Fieldbook" for each joke of yours we publish. Send the joke on a postcard with your complete address to Think & Grin, Boys' Life, 1325 Walnut Hill Lane, P.O. Box 152079, Irving, TX 75015-2079. ♣

GUS



'Twas the night Gus sneaked up on Santa and barked, "Merry Christmas!"

**COOL ENOUGH
TO WEAR THIS.**

**TOUGH ENOUGH
TO WEAR THIS.**

**SMART ENOUGH
TO WEAR THIS.**



Also look for the Huffy Elevator Pole System. It adjusts instantly from 7 to 10 feet or in between to help develop proper shooting skills as you grow.

When it comes to basketball equipment you only want the best. So do we. That's why we developed the new, high performance Graphite Sharp Shooter Target (SST) Backboard. The toughest, smartest, coolest backboard around.

TOUGHEST. The Graphite SST ProSlam combines the strength of graphite with space age technology for truer rebounds, greater playability and the toughness to earn the endorsement of the NBA.

SMARTEST. The Sharp Shooter Target is computer designed to help you develop pinpoint accuracy on the court.

COOLEST. The Graphite SST ProSlam comes equipped with the Huffy Slam Jam goal, tri-color net, lifetime warranty and is available in 54" and 48" models. All this adds up to the coolest backboard you can find.

If you're serious about basketball, you'll think the new Graphite ProSlam is the greatest. We do. That's why we put our name on it.

Huffy Sports. On the leading edge of sports technology. Again.

Look for Huffy products at sporting goods departments everywhere.

HUFFY[®]
SPORTS
A Huffy Company

**INTRODUCING THE GRAPHITE
PRO SLAM SST FROM HUFFY.**



GO HEAD-TO-HEAD, WIRELESS!

With The Nintendo® Double Player™
Wireless Head-To-Head System From Acclaim™.



Playing games on the Nintendo Entertainment System® will never be the same with Acclaim's new DOUBLE PLAYER™ System — the two player set of wireless controllers that really gives you and a friend the power to move when playing your favorite video games — especially games with head-to-head, 2-player action!

Officially approved by Nintendo,® the DOUBLE PLAYER™ System scores BIG with score-raising features like twin turbo rapid-fire, slow-motion, and pin-point accuracy from up to 30' away. Get the winning edge.

THE HEAD-TO-HEAD WIRELESS winning edge!



Acclaim™
entertainment, inc.
Masters of the Game™

Double Player,™ Masters Of The Game™ and Acclaim™ are trademarks of Acclaim Entertainment, Inc. Hulk Hogan™ is a trademark of the Marvel Comics Group, licensed exclusively to TitanSports, Inc. All other wrestlers' names and character likenesses are trademarks of TitanSports, Inc. © 1988 TitanSports, Inc. Nintendo® and Nintendo Entertainment System® are trademarks of Nintendo of America, Inc. © 1989 Acclaim Entertainment, Inc.

Copyrighted material